

# Main Catalog

The Best Return on Investment



# UNIFLEX.de

made in Germany

“We are happy when the customers of our customers are satisfied!”

(Patrick Sticker, President)



No. 1 in innovation, quality, service and price-performance ratio.

Protect our Environment

Long-lasting equipment contributes to the reduction of CO<sub>2</sub>.



## Precision

The precise production of component parts from qualified suppliers ensures the quality and long life for our machines.




## Innovation

The technical department delivers designs that meet the standards for tomorrow based on customer input.

## Universal

UNIFLEX machines are universal and can be used for all types of fittings and diverse applications.



## Presence

The UNIFLEX Team can be contacted at all times in the following showroom-warehouses: Karben (DE), Singapore (SG), Schaumburg (IL, USA), Montevideo (UY), Bangalore (IN), Shanghai (CN), via partner company: Yekaterinburg (RU).





[sales@uniflex.de](mailto:sales@uniflex.de)



## Service & Training

Your complete satisfaction is very important to us. Therefore, we place great value on a global all-round service. [service@uniflex.de](mailto:service@uniflex.de)

**Do you need help? Send us a video:**

-  WeChat: +49 (0) 152/03540155
-  WhatsApp: +49 (0) 152/03540155
-  Skype: [service@uniflex.de](mailto:service@uniflex.de)
-  FaceTime: [service@uniflex.de](mailto:service@uniflex.de)



## Warranty

UNIFLEX is proud of all of its products and provides a 2-year warranty on all new products and a 1-year warranty on second-hand machines.



# UNIFLEX Products

Leading supplier for high-quality machines

The broad range of UNIFLEX products for all applications and hose diameters offers everything the hydraulic hose industry needs in order to provide its clients with optimum quality.

<p><b>Service Crimpers</b></p> <p>Intermittent use in service and workshop applications.</p> <p>P.4-25</p> <p>▼</p>		<p><b>Cutting Machines</b></p> <p>Machines for cutting hoses.</p> <p>P.50-65</p> <p>▼</p>	<p><b>uxinside.net</b></p>
	<p>▲</p> <p>P.27-49</p> <p><b>Communication between Production Crimpers</b></p>		<p><b>Skiving Machines</b></p> <p>Machines for skiving hoses.</p> <p>P.66-71</p> <p>▼</p>
<p><b>uniflex.de</b></p>		<p>◀</p> <p>P.72-83</p> <p><b>Peripheral Equipment</b></p> <p>More machines for hose assembly preparations.</p>	
	<p>◀</p> <p>P.84-91</p> <p><b>Test Benches</b></p> <p>Machines for testing hose assemblies.</p>		<p>◀</p> <p>P.92-93</p> <p><b>Cleaning Devices</b></p> <p>Machines for cleaning hoses.</p>
<p><b>Special Equipment</b></p> <p>Custom machines for unique applications.</p> <p>P. 94-104</p> <p>▶</p>		<p><b>UXInside</b></p> <p>Training and Certification.</p> <p>P.105-107</p> <p>▶</p>	



# Service Crimpers

Compact, mobile and powerful.



## Greaseless

Slide bearings on the crimp tool improve efficiency up to 20%, reduce friction and help keep the tool free of contaminants.



## Universal

For all types of hoses and fittings.



## Ecoline

Value driven solution for less frequent use.



## Ergonomic

Ease of operator use for maximum productivity.



## Environment friendly

Engineered to last.



S 2



UA 4



HM 200



S 3



S 4



S 7



S 6



S 8 | S 10 | S 8 i | S 10 i







Next-generation crimper for low pressure hose assemblies. With the SL 3-16 M, UNIFLEX innovates the existing crimper: two integrated die sets in one tool. No more lost time changing the die. Just change the handle and you are already crimping the other size. No risk of losing dies, no dirty hands, no "time lost". With the built-in handle, you can easily carry it anywhere. SL 3-32 M and SL 3-75 complete the range with large opening travel up to 3".

Technical Data	SL 3-16 M	SL 3-32 M	SL 3-75
Crimp force (kN / Ton)	30/3	200/20	500/50
Opening travel	+31,7 mm	+36,7 mm	+55 mm
Industrial	5/8**	1 1/4**	3**
Opening without dies	38,6/46,4 mm	88 mm	115 mm
Type of dies	150	263	239
Master dies length (mm)	10 mm	68 mm	75 mm
L x W x H (mm)	340 x 143 x 780	216 x 165 x 348	420 x 520 x 550
Weight	20 kg	28 kg	88 kg

\* According to the fitting  
 \*\* With master dies  
 Dies 150: 6,9 mm and 14,9 mm

Type of dies	
	<b>263</b>
Ø mm	mm
6,8	40
9	75
12	75
14	75
17	75
20	75
24	75
28	75
32	75
36	75
40	75
44	75
47	75

Type of dies	
	<b>239</b>
Ø mm	mm
6,5	50
9	50
10	50
12	50
14	60
16	60
17	60
19	60
20	60
22	60
24	60
26	75
28	75
30	75
31	75
32	75
34	75
36	75
38	75
39	75
40	75
44	75
47	75
50	75
54	75
57	75
62	75



SL 3-16 M



SL 3-32 M



SL 3-75\_A (PUU not included)


We reserve the right to make technical changes without notice. Options are machine parts that can only be ordered while buying the machine.



Must workshops and mobile service teams do without the power and reliability of large stationary crimpers? UNIFLEX's answer is a definite "no", and our compact, multi-purpose workshop crimpers prove that the advantages of the legendary slide bearing technology can also be used in light-weight, inexpensive equipment that will fit into almost any vehicle and workshop.



S 2 M



S 2 P



S 2 A

### Ergonomic

The lightest crimper with the biggest opening in its class

Easy to handle

Two-stage hand pump

### Compact Design

Fits in any workshop

Ideal for on-site service

### Slide bearing technology

No greasing improves cleanliness of machine

Prolongs the machine's lifetime

Maximum productivity with very low maintenance costs

No risk of prematurely damaging the crimping head

End product can be used in sanitary applications without cleaning

20% more capability for crimping stronger or more difficult couplings versus our competition's equivalent crimpers

Consistently accurate crimp result

### CE compliant

## Packages



QDS 263 B

S 2 Ecoline:

S 2 Ecoline Package = Machine

+ PB Ø 17, 20, 24

+ QDS 26X B

Others:

S 2 Package = Machine

+ PB Ø 17, 20, 24, 28, 32, 40

+ QDS 26X B

## Accessories



TU Table



PTS System



S 2 M H



S 2 M Ecoline



S 2 P



S 2 A



S 2 LA

Technical Data	S 2 M H	S 2 M Ecoline	S 2 P	S 2 A	S 2 LA
Crimp force (kN / Ton)	900/90	900/90	900/90	900/90	450/45
No grease: 20% less friction	✓	✓	✓	✓	✓
SAE R 12/4SP* 1 piece fitting	1¼"	1¼"	1¼"	1¼"	¾"
SAE R 15/4SH* 2 piece fitting	1"	1"	1"	1"	¾"
Industrial	1¼"	1¼"	1¼"	1¼"	1¼"
90° Elbows	1"	1"	1"	1"	1"
Max. Crimp range	63 mm**	63 mm**	63 mm**	63 mm**	63 mm**
Opening	+22 mm	+22 mm	+22 mm	+22 mm	+22 mm
Opening without dies	77 mm	77 mm	77 mm	77 mm	77 mm
Master dies length (mm)	75 mm	75 mm	75 mm	75 mm	75 mm
Type of dies	263	263	263	263	263
Speed (mm/sec)					
Close	-	-	0,9	5,8	2,4
Crimp	-	-	0,9	0,6	0,2
Drive	manual	manual	pneumatic***	1 VAC	1 VAC
Oil	0,75 L	0,75 L	2 L	1,5 L	1,5 L
L x W x H (mm)	500 x 420 x 440	170 x 220 x 330	380 x 400 x 310	450 x 450 x 350	450 x 450 x 450
Weight	32 kg	29 kg	33 kg	41 kg	56 kg

## Type of dies

Ø mm	mm
6,8	40
9	75
12	75
14	75
17	75
20	75
24	75
28	75
32	75
36	75
40	75
44	75
47	75

\* According to the fitting.

\*\* With master dies.

\*\*\* 7 bar/98 psi.



## New standard by S 2 M

S 2 M H and S 2 M H Ecoline with special pump.  
(The low pressure delivery volume is around three times higher than the standard.)

32/3 cc instead of 11/3 cc

## New head, less weight (2 kg)

Only 29 kg for 1" 4SP!  
S 2 M Ecoline



## Options



S 2 DC

## Additional Information



On S 2 M models, an optical signal is given when the crimp measure is reached. The electric and pneumatic variants have an automatic stop function.



Telescopic hand-lever standard.





The powerful workshop crimper UA4 with its capability to crimp a wide range of hoses, up to 1¼ SAE R15 or 4 SH (even two-piece versions) offers maximum flexibility at a great value. The open, horizontally slidable compression dies spring open to facilitate crimping of short 90° fittings with long necks. Thanks to the standard-equipped 115 or 230 V single-phase power unit, the UA4 is ready for operation globally. This UNIFLEX crimper is also equipped with the legendary greaseless slide bearing technology.



UA 4

### Easy to handle

- Openly built for easy crimping of even 90° elbow pieces
- Horizontally relocatable stamp for greater accessibility
- Divided die sets for quick and easy changes

### Powerful crimping tool

- Makes crimping of hydraulic hoses possible with 1½" 1 piece and 1¼" 2 pieces 4SP

### Compact Design

- Fits in any workshop

### Slide bearing technology

- No greasing improves cleanliness of machine and prolongs its lifetime
- Maximum productivity with very low maintenance costs
- Flaking cannot stick in grease, no risk of prematurely damaging the crimping head
- End product can be used in sanitary applications without cleaning
- 20% more capability for crimping stronger or more difficult couplings versus our competition's equivalent crimpers
- Consistently accurate crimp result

### CE compliant

We reserve the right to make technical changes without notice. Options are machine parts that can only be ordered while buying the machine.

## Package



QDS 280 B

Package = Machine  
 + PB Ø 17, 19, 22, 25, 28, 32, 38, 44, 50  
 + QDS 280 B

## Accessories



TU Table



PTS System



Return stroke limiter.  
280.7



UA 4



Divided, greaseless crimping die set.

Technical Data	UA 4
Crimp force (kN / Ton)	1 350/135
No grease: 20% less friction	✓
SAE R 15/4SH* 1 piece fitting	1¼"
SAE R 15/4SH* 2 piece fitting	1"
SAE R 12/4SP* 2 piece fitting	1¼"
Industrial	1½"
90° Elbows	1¼"
Max. Crimp range	65 mm
Opening	15 mm
Opening without dies	73 mm
Master dies length (mm)	70 mm
Type of dies	PB 280
Drive	0,75 kW 1 VAC
Oil	5 L
L x W x H (mm)	380 x 390 x 500
Weight of tool	65 kg
Weight of power unit	25 kg

\* According to the fitting.

#### Type of dies



Ø mm	mm
6,8	70
9	70
12	70
14	70
17	70
19	70
20	70
22	70
24	70
25	70
28	70
32	70
36	70
40	70
44	70
47	70
50	70
54	70
57	70



#### Hose holder:

Hose and dies move simultaneously.  
No manual movement necessary.

## Additional Information



Tools can be changed cleanly and rapidly using the divided crimping die set.



Easily accessible. The small, compact design makes the UA 4 easy to use and work around.



Easy crimping of elbow pieces.



As the unrivaled classic in the 1 1/4" field, with its narrow and innovative construction, high level of user friendliness, versatility and long service life, the HM 200 sets the unbeatable standard for quality and cost effectiveness. Its compact construction allows for ergonomic working. The use of solid master dies allows you to crimp all types of fittings with the greaseless slide bearing technology, which also reduces maintenance costs.



HM 200



HM 200 Ecoline

<b>Large opening</b>
Openly built for easy crimping of even 90° elbow pieces, without having to remove all the dies
<b>Compact Design</b>
Fits in any workshop
Ideal for on-site service
<b>Slide bearing technology</b>
No greasing improves cleanliness of machine and prolongs its lifetime
Maximum productivity with very low maintenance costs
Flaking cannot stick in grease, no risk of prematurely damaging the crimping head
End product can be used in sanitary applications without cleaning
20% more capability for crimping stronger or more difficult couplings versus our competition's equivalent crimpers
Consistently accurate crimp result
<b>ECOLINE Version</b>
High quality for those new to crimping
<b>CE compliant</b>

We reserve the right to make technical changes without notice. Options are machine parts that can only be ordered while buying the machine.

## Package



QDS 239 B



QDC 239.5

Package = Machine (With PUU for Ecoline model)  
 + PB Ø 17, 20, 24, 28, 32, 40, 44, 50  
 + QDS 239 B  
 + QDC 239.5

## Accessories



TA (A)



QDS 239 C



QDS 239 R



PTS



TU



LUF



TU Rack PB239






optional: PUU

HM 200

HM 200 Ecoline

Technical Data	HM 200	HM 200 Ecoline
Crimp force (kN / Ton)	1 300/130	1 300/130
No grease: 20% less friction	✓	✓
Control	Control A	Control A
SAE R 12/4SP* 1 piece fitting	1½"	1½"
SAE R 15/4SH* 2 piece fitting	1"	1"
SAE R 12/4SP* 2 piece fitting	1¼"	1¼"
Industrial	2"	2"
90° Elbows	1½"	1½"
Max. Crimp range	70 mm	70 mm
Opening	+30 mm	+30 mm
Opening without dies	100 mm	100 mm
Master dies length (mm)	75 mm	75 mm
Type of dies	239	239
Speed (mm/sec)		
Close	3,5	3,5
Crimp	3,5	3,5
Open	5,9	5,9
Noise level	69 dBA	69 dBA
Drive	3 kW 3 VAC	3 kW 3 VAC
Oil	40 L	40 L (DC 4 L)
L x W x H (mm)	800 x 530 x 630	420 x 535 x 520
Power Unit L x W x H (mm)	-	300 x 450 x 560
Weight	140 kg	92 kg (without power unit), 130 kg (with die package)
<b>Options</b>		
12 VDC/24 VDC	-	✓
1 Phase	✓	2,2 kW

## Type of dies



**239**

Ø mm	mm
6,5	50
9	50
10	50
12	50
14	60
16	60
17	60
19	60
20	60
22	60
24	60
26	75
28	75
30	75
31	75
32	75
34	75
36	75
38	75
39	75
40	75
44	75
47	75
50	75
54	75
57	75
62	75

\* According to the fitting.

## Additional Information



The micrometer allows you to easily set the crimping diameter.



The large opening stroke allows you to pass 90° fittings without changing the crimp dies.



The 12 VDC/24 VDC units offer space- and weight-saving application options, e.g. for fitting service trucks.  
L x W x H (mm)  
441 x 291 x 296  
21 kg



A box with master dies is available in a package.



Due to its narrow and innovative construction, high level of user friendliness and long service life, the S 3 sets new standards for quality and cost effectiveness. Its compact construction allows for ergonomic working. The use of long master dies allows you to crimp 90° elbow fittings up to 1¼" with the tried and tested greaseless slide bearing technology, which reduces maintenance costs and increases the product quality.



S 3 Ecoline

**Large opening**

Openly built for easy crimping of even 90° elbow pieces, without having to remove all the dies

**Compact Design**

Fits in any workshop

**Slide bearing technology**

No greasing improves cleanliness of machine and prolongs its lifetime

Maximum productivity with very low maintenance costs

Flaking cannot stick in grease, no risk of prematurely damaging the crimping head

End product can be used in sanitary applications without cleaning

20% more capability for crimping stronger or more difficult couplings versus our competition's equivalent crimpers

Consistently accurate crimp result

**CE compliant**



S 3 L Mobileline (131 kg)  
With die package (148 kg)

We reserve the right to make technical changes without notice. Options are machine parts that can only be ordered while buying the machine.

**Package**



GDS 239 B



QDC 239.5

- Package = Machine
- + PB Ø 17, 20, 24, 28, 32, 40, 44, 50
- + GDS 239 B
- + QDC 239.5

**Accessories**



TA (A)



GDS 239 C



GDS 239 R



PTS



TU



LUF



TU Rack PB239



SHS



S 3 Ecoline



S 3 L Ecoline



S 3 L Mobileline


Technical data	S 3 Ecoline	S 3 L Ecoline	S 3 L Mobileline
Crimp force (kN / Ton)	1 200/120	1 600/160	1 600/160
No grease: 20% less friction	✓	✓	✓
Control	Control A	Control A	Control A
SAE R 12/4SP* 1 piece fitting	1½"	1½"	1½"
SAE R 15/4SH* 2 piece fitting	1"	1¼"	1¼"
SAE R 12/4SP* 2 piece fitting	1¼"	1½"	1½"
Industrial	2"	2"	2"
90° Elbows	1½"	1¼"	1¼"
Max. Crimp range	70 mm	70 mm	70 mm
Opening	+35 mm	+27 mm	+27 mm
Opening without dies	105 mm	97 mm	97 mm
Master dies length (mm)	100 mm	110 mm	110 mm
Type of dies	239-xx-Ø	239-xx-Ø	239-xx-Ø
Speed (mm/sec)			
Close	4,0	2,0	1,5
Crimp	4,0	2,0	0,4
Open	6,5	7,6	5,7
Noise level	69 dBA	69 dBA	69 dBA
Drive	3 kW 3 VAC	3 kW 3 VAC	1,8 kW 1 VAC
Oil	35 L	35 L	4 L
L x W x H (mm)	592 x 545 x 672	600 x 550 x 630	430 x 370 x 440
Weight	150 kg	150 kg	110 kg (without power unit)
<b>Options</b>			
12 VDC/24 VDC	-	-	✓
1 Phase	✓	✓	-

## Type of dies

239-xx-Ø-yy	
Ø mm	mm
6,8	50
9	50
10	50
12	65
14	65
16	65
17	65
19	65
20	65
22	65
24	65
26	65
28	80
30	80
31	80
32	80
34	80
36	80
38	80
39	80
40	80
44	80
47	100
50	100
54	100
57	100
62	100

\* According to the fitting.

## Additional Information



The S 3 series is fitted with the clean slide bearing technology.



The S 3 series can be used to crimp short 90° elbow fittings with a long drop. This is impossible for other conventional machines.



With the double pin connection, it is possible to crimp on the front and rear sides of S3 series machines. (not the light model)



The 12 VDC/24 VDC units offer space- and weight-saving application options, e.g. for fitting service trucks.  
L x W x H (mm)  
441 x 291 x 296  
21 kg



PB 239-MD-Ø 70 Closing Pin  
For Master dies S 3 L Ø 70 only S 3 L





As the unrivaled classic in the 1¼"-field, with its narrow and innovative construction, high level of user friendliness, versatility and long service life, the S 4 sets the unbeatable standard for quality and cost effectiveness. Its compact construction allows for ergonomic working. The use of solid master dies allows you to crimp all types of fittings with the tried and tested greaseless slide bearing technology, which reduces maintenance costs and increases the product quality.



S 4 C.2



S 4 Ecoline



S 4 DC Mobileline

**Large opening**

Openly built for easy crimping of even 90° elbow pieces, without having to remove all the dies

**Compact Design**

Fits in any workshop

**Slide bearing technology**

No greasing improves cleanliness of machine and prolongs its lifetime

Maximum productivity with very low maintenance costs

Flaking cannot stick in grease, no risk of prematurely damaging the crimping head

End product can be used in sanitary applications without cleaning

20% more capability for crimping stronger or more difficult couplings versus our competition's equivalent crimpers

Consistently accurate crimp result

**ECOLINE Version**

High quality for those new to crimping

**CE compliant**

We reserve the right to make technical changes without notice. Options are machine parts that can only be ordered while buying the machine.

**Package**



QDS 239 B



QDC 239.5

Package = Machine

+ PB Ø 17, 20, 24, 28, 32, 40, 47, 54, 62

+ QDS 239 B

+ QDC 239.5

**Accessories**



TA (A)



QDS 239 C



QDS 239 R



PTS



TU



LUF



TU Rack PB239



SHS




S 4 Ecoline

S 4 C.2

S 4 DC Mobileline

Technical data	S 4 Ecoline	S 4 C.2	S 4 DC Mobileline
Crimp force (kN / Ton)	1800/180	1800/180	1800/180
No grease: 20% less friction	✓	✓	✓
Control	Control A	Control C.2 + Touch	Control A
SAE R 12/4SP* 1 piece fitting	2"	2"	2"
SAE R 15/4SH* 2 piece fitting	1½"	1½"	1½"
SAE R 12/4SP* 2 piece fitting	2"	2"	2"
Industrial	2"	2"	2"
90° Elbows	1½"	1½"	1½"
Max. Crimp range	70 mm	70 mm	70 mm
Opening	+35 mm	+35 mm	+35 mm
Opening without dies	105 mm	105 mm	105 mm
Master dies length (mm)	100 mm	100 mm	100 mm
Type of dies	239 - xx	239 - xx	239 - xx
Speed (mm/sec)			
Close	2,7	2,7	0,8
Crimp	2,7	2,7	0,8
Open	4,7	4,7	1,3
Noise level	69 dBA	69 dBA	69 dBA
Drive	3 kW 3 VAC	3 kW 3 VAC	1,8 kW 1 VAC
Oil	35 L	35 L	4 L
L x W x H (mm)	592 x 545 x 672	720 x 600 x 672	509 x 430 x 485
Weight	160 kg	203 kg	132 kg
<b>Options</b>			
12 VDC/24 VDC	-	-	✓
1~ VAC	✓	✓	-


Type of dies	
	<b>239-xx-Ø-yy</b>
Ø mm	mm
6,8	50
9	50
10	50
12	65
14	65
16	65
17	65
19	65
20	65
22	65
24	65
26	65
28	80
30	80
31	80
32	80
34	80
36	80
38	80
39	80
40	80
44	80
47	100
50	100
54	100
57	100
62	100

\* According to the fitting.

## Control C.2: Accessories

## C.2

## Additional Information



Customized software



Electronic caliper




Calibration mandrel



Barcode scanner



Multistep included with Control C.2



PFM included with Control C.2



The 12 VDC/24 VDC units offer space- and weight-saving application options, e.g. for fitting service trucks.  
L x W x H (mm)  
441 x 291 x 296  
21 kg



The S 4 series can be used to crimp short 90° elbow fittings with a long drop. This is impossible for other conventional machines.



With the double pin connection, it is possible to crimp on the front and rear sides of S 4 series machines.



PS Double foot pedal



RFID



ULS



807.2



Crimping by Pressure included with Control C.2



UDL included with Control C.2



Due to its narrow, innovative construction, high level of user friendliness, and long service life, the S 7 sets the standard for quality and cost effectiveness. Balanced weight and compact engineered design make the S 7 perfect for workshops and on-site service up to 2". The tried and tested greaseless slide bearing technology reduces maintenance costs and increases the product quality.



S 7

### Compact Design

Fits in any workshop

### Slide bearing technology

No greasing improves cleanliness of machine and prolongs its lifetime

Maximum productivity with very low maintenance costs

Flaking cannot stick in grease, no risk of prematurely damaging the crimping head

End product can be used in sanitary applications without cleaning

20% more capability for crimping stronger or more difficult couplings versus our competition's equivalent crimpers

Consistently accurate crimp result.

### CE compliant

We reserve the right to make technical changes without notice. Options are machine parts that can only be ordered while buying the machine.

## Package



QDS 239 B



QDC 239.5

Package = Machine

- + PB 17, 20, 24, 28, 32, 40, 44, 50, 57, 71
- + 265.239 L
- + QDS 239 B
- + QDC 239.5





S 7

Technical data	S 7
Crimp force (kN / Ton)	2400/240
No grease: 20% less friction	✓
Control	Control A
SAE R 15*/4SH 1 piece fitting	2"
4SH* 2 piece fitting	2"
SAE R 15* 2 piece fitting	1½"
Industrial	2"
90° Elbows	1½"
Max. Crimp range	82 mm
Opening	+24 mm
Opening without dies	110 mm
Master dies length (mm)	90 mm
Type of dies	239 - xx/265
Speed (mm/sec)	
Close	Manual
Crimp	0,42
Open	Manual
Noise level	70 dBA
Drive	0,75 kW 3 VAC
Oil	2,3 L
L x W x H (mm)	430 x 367 x 682
Weight	77 kg
<b>Options</b>	
12 VDC/24 VDC	✓
1 Phase	✓

\* According to the fitting.

#### Type of dies

239-xx-β-yy	
Ø mm	mm
6,8	50
9	50
10	50
12	65
14	65
16	65
17	65
19	65
20	65
22	65
24	65
26	65
28	80
30	80
31	80
32	80
34	80
36	80
38	80
39	80
40	80
44	80
47	100
50	100
54	100
57	100
62	100

#### Type of dies

265	
Ø mm	mm
54	100
57	100
62	100
67	100
71	100
74	100

## Accessories



TU Work Bench



PTS System



265.2 Turntable



The micrometer allows you to easily set the crimping dimensions.



The QDS 239 B is available in the package.



Manual closing.



The lightest mobile 2"-service crimper. Also available in 12 VDC/24 VDC.

## Additional Information





Due to its narrow and innovative construction, high level of user friendliness and long service life, the S 6 sets new standards for quality and cost effectiveness. Its compact construction allows for ergonomic working. The use of long master dies allows you to crimp 90° elbow fittings up to 2" with the tried and tested greaseless slide bearing technology, which reduces maintenance costs and increases the product quality.



S 6

<b>Large opening</b>
Openly built for easy crimping of even 90° elbow pieces, without having to remove all the dies
<b>Big crimping tool</b>
Crimping of 3"-industry hoses is possible
<b>Compact Design</b>
Fits in any workshop
<b>Slide bearing technology</b>
No greasing improves cleanliness of machine and prolongs its lifetime
Maximum productivity with very low maintenance costs
Flaking cannot stick in grease, no risk of prematurely damaging the crimping head
End product can be used in sanitary applications without cleaning
20% more capability for crimping stronger or more difficult couplings versus our competition's equivalent crimpers
Consistently accurate crimp result
<b>ECOLINE Version</b>
High quality for those new to crimping
<b>CE compliant</b>



S 6 Ecoline C.2


S 6 Ecoline

S 6 L Mobileline

We reserve the right to make technical changes without notice. Options are machine parts that can only be ordered while buying the machine.

## Package

## Accessories



QDS 239 B



QDC 239.5



TA (A)



QDS 239 C



QDS 239 R



QDS 239 S



PS Double foot pedal  
(Only S 6. Not Ecoline & light models).

Package = Machine

- + PB Ø 17, 20, 24, 28, 32, 40, 44, 50, 57, 71
- + 266.239L
- + QDC 239.5
- + QDS 239 B



TU Work Bench



LUF



TU Rack PB239



SHS



PTS



S 6 Ecoline                      S 6                      S 6 L Ecoline                      S 6 L Mobileline

Technical data	S 6 Ecoline	S 6	S 6 L Ecoline	S 6 L Mobileline
Crimp force (kN / Ton)	2000/200	2000/200	2400/240	2400/240
No grease: 20% less friction	✓	✓	✓	✓
Control	Control A	Control A	Control A	Control A
SAE R 15*/4SH 1 piece fitting	2"	2"	2"	2"
4 SH* 2 piece fitting	2"	2"	2"	2"
SAE R 15* 2 piece fitting	1½"	1½"	1½"	1½"
Industrial	3"	3"	3"	3"
90° Elbows	2"	2"	2"	2"
Crimp range	100 mm	100 mm	100 mm	100 mm
Opening	+45 mm	+45 mm	+41 mm	+41 mm
Opening without dies	147 mm	147 mm	143 mm	143 mm
Master dies length (mm)	110 mm	110 mm	110 mm	110 mm
Type of dies	239 - xx/266**	239 - xx/266**	239 - xx/266**	239 - xx/266**
Speed (mm/sec)				
Close	4,9	9,7	30/1,8	10/0,5
Crimp	2,3	2,2	1,8	0,5
Open	8,2	16	10,6/30	3/30
Noise level	69 dBA	69 dBA	69 dBA	69 dBA
Drive	4 kW 3 VAC	4 kW 3 VAC	3 kW 3 VAC	1,8 kW 1 VAC
Oil	50 l	70 l	35 l	4 l
L x W x H (mm)	700 x 600 x 735	745 x 600 x 1360	600 x 550 x 750	505 x 430 x 490
Weight	275 kg	456 kg	196 kg	172 kg
<b>Options</b>				
12 VDC/24 VDC	-	-	-	✓
1 Phase	✓	-	✓	✓
3 Phase	-	-	-	-
Control C.2	✓	✓	✓	-


Type of dies		
Ø mm	mm	mm
		<b>239-xx-Ø-yy 266</b>
6,8	50	
9	50	
10	50	
12	65	
14	65	
16	65	
17	65	
19	65	
20	65	
22	65	
24	65	
26	65	
28	80	
30	80	
31	80	
32	80	
34	80	
36	80	
38	80	
39	80	
40	80	
44	80	
47	100	
50	100	
54	100	
57	100	
62	100	110
67		110
71		110
74		110
78		110
84		110
86		110
92		110

\* According to the fitting      \*\* Without intermediate dies

## Control C.2: Accessories

## C.2

## Additional Information



Customized software



Electronic caliper




Calibration mandrel



Barcode scanner



Multistep included with Control C.2



PFM included with Control C.2



The micrometer allows you to easily set the crimping dimensions.



The 12 VDC/24 VDC units offer space- and weight-saving application options, e.g. for fitting service trucks.  
L x W x H (mm)  
441 x 291 x 296  
21 kg



The S 6 series can be used to crimp short 90° elbow fittings with a long drop. This is impossible for other conventional machines.



PS Double foot pedal



RFID



ULS



807.2



Crimping by Pressure included with Control C.2



UDL included with Control C.2



Due to its narrow and innovative construction, high level of user friendliness and long service life, the S 6 sets new standards for quality and cost effectiveness. Its compact construction allows for ergonomic working. The use of long master dies allows you to crimp 90° elbow fittings up to 2" with the tried and tested greaseless slide bearing technology, which reduces maintenance costs and increases the product quality. Now with 280 Ton!



S 6 S

<b>Large opening</b>
Openly built for easy crimping of even 90° elbow pieces, without having to remove all the dies
<b>Big crimping tool</b>
Crimping of 3" industry hoses is possible
<b>Compact Design</b>
Fits in any workshop
<b>Slide bearing technology</b>
No greasing improves cleanliness of machine and prolongs its lifetime
Maximum productivity with very low maintenance costs
Flaking cannot stick in grease, no risk of prematurely damaging the crimping head
End product can be used in sanitary applications without cleaning
20% more capability for crimping stronger or more difficult couplings versus our competition's equivalent crimpers
Consistently accurate crimp result
<b>ECOLINE Version</b>
High quality for those new to crimping
<b>CE compliant</b>




S 6 S Ecoline



S 6 S Ecoline C.2

We reserve the right to make technical changes without notice. Options are machine parts that can only be ordered while buying the machine.

## Package



QDS 239 B      QDC 239.5

- Package = Machine  
 + PB Ø 17, 20, 24, 28, 32, 40, 44, 50, 57, 71  
 + 266.239L  
 + QDC 239.5  
 + QDS 239 B

## Accessories



TA (A)      QDS 239 C      QDS 239 R      QDS 239 S      PS Double foot pedal (Only S 6. Not Ecoline & light models).



TU Work Bench      LUF      TU Rack PB239      SHS      PTS



S 6 S Ecoline

S 6 S

Technical data	S 6 S Ecoline <b>NEW</b>	S 6 S <b>NEW</b>
Crimp force (kN / Ton)	2800/280	2800/280
No grease: 20% less friction	✓	✓
Control	Control A	Control A
SAE R 15*/4SH 1 piece fitting	2"	2"
4 SH* 2 piece fitting	2"	2"
SAE R 15* 2 piece fitting	2"	2"
Industrial	3"	3"
90° Elbows	2"	2"
Crimp range	100 mm	100 mm
Opening	+45 mm	+45 mm
Opening without dies	147 mm	147 mm
Master dies length (mm)	110 mm	110 mm
Type of dies	239 - xx/266**	239 - xx/266**
Speed (mm/sec)		
Close	3,0	6
Crimp	1,4	1,4
Open	5,3	13,6
Noise level	69 dBA	69 dBA
Drive	4 kW 3 VAC	4 kW 3 VAC
Oil	50 L	70 L
L x W x H (mm)	700 x 600 x 735	745 x 600 x 1 360
Weight	320 kg	450 kg
<b>Options</b>		
12 VDC/24 VDC	-	-
1 Phase	✓	-
3 Phase	-	-
Control C.2	✓	✓

Type of dies		
Ø mm	mm	mm
	<b>239-xx-Ø-yy</b>	<b>266</b>
6,8	50	
9	50	
10	50	
12	65	
14	65	
16	65	
17	65	
19	65	
20	65	
22	65	
24	65	
26	65	
28	80	
30	80	
31	80	
32	80	
34	80	
36	80	
38	80	
39	80	
40	80	
44	80	
47	100	
50	100	
54	100	
57	100	
62	100	110
67		110
71		110
74		110
78		110
84		110
86		110
92		110

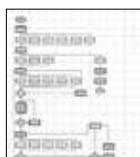
\* According to the fitting.

\*\* Intermediate dies not required: only S 6.

## Control C.2: Accessories

## C.2

## Additional Information



Customized software



Electronic caliper




Calibration mandrel



Barcode scanner



Multistep included with Control C.2



PFM included with Control C.2



The micrometer allows you to easily set the crimping dimensions.



The 12 VDC/24 VDC units offer space- and weight-saving application options, e.g. for fitting service trucks. L x W x H (mm) 441 x 291 x 296 21 kg



The S 6 series can be used to crimp short 90° elbow fittings with a long drop. This is impossible for other conventional machines.



PS Double foot pedal



RFID



ULS



807.2



Crimping by Pressure included with Control C.2



UDL included with Control C.2





Due to its narrow and innovative construction, high level of user friendliness and long service life, the S 8 i/S 10 i sets new standards for quality and cost effectiveness. Its compact construction allows for ergonomic working. The use of long master dies allows you to crimp 90° elbow fittings up to 2" with the tried and tested greaseless slide bearing technology, which reduces maintenance costs and increases the product quality.



S 8 i Ecoline + S 10 i Ecoline



S 8 i + S 10 i



S 8 i C.2 + S 10 i C.2

### Large opening

Openly built for easy crimping of even 90° elbow pieces, without having to remove all the dies

### Big crimping tool

Crimping of 4"-industry hoses is possible

### Compact Design

Fits in any workshop

### Slide bearing technology

No greasing improves cleanliness of machine and prolongs its lifetime

Maximum productivity with very low maintenance costs

Flaking cannot stick in grease, no risk of prematurely damaging the crimping head

End product can be used in sanitary applications without cleaning

20% more capability for crimping stronger or more difficult couplings versus our competition's equivalent crimpers

Consistently accurate crimp result

### ECOLINE Version

High quality for those new to crimping

### CE compliant

We reserve the right to make technical changes without notice. Options are machine parts that can only be ordered while buying the machine.

## Package



QDS 239 B



QDC 239.5

Package = Machine

+ PB Ø 17, 20, 24, 28, 32, 40, 44, 50, 57, 71

+ 237L.239.2

+ QDS 239 B

+ QDC 239.5

## Accessories



QDS 239 C



QDS 239 S



TA



TU Rack PB239



PS Double foot pedal  
(not Ecoline model).



SHS



PTS



LUF



Oil Cooler (OC S3/4/6/8/10)



S 8 i Ecoline | S 10 i Ecoline

S 8 i


S 10 i

Technical data	S 8 i Ecoline	S 8 i	S 10 i Ecoline	S 10 i
Crimp force (kN / Ton)	2 200/220	2 200/220	2 800/280	2 800/280
No grease: 20% less friction	✓	✓	✓	✓
Control	Control A	Control A	Control A	Control A
SAE R 15*/4SH 1 piece fitting	2"	2"	2"	2"
4 SH* 2 piece fitting	2"	2"	2"	2"
SAE R 15* 2 piece fitting	1½"	1½"	2"	2"
Industrial	4"	4"	4"	4"
90° Elbows	2"	2"	2"	2"
Max. Crimp range	139 mm	139 mm	139 mm	139 mm
Opening	+45 mm	+45 mm	+45 mm	+45 mm
Opening without dies	190 mm	190 mm	190 mm	190 mm
Master dies length (mm)	126 mm	126 mm	126 mm	126 mm
Type of dies	239-xx/237 L**	239-xx/237 L**	239-xx/237 L**	239-xx/237 L**
Speed (mm/sec)				
Close	4,8	6,1	4,8	6,1
Crimp	2,3	1,7	2,3	1,7
Open	7,9	10,3	7,9	10,3
Noise level	70 dBA	70 dBA	70 dBA	70 dBA
Drive	4 kW 3 VAC	4 kW 3 VAC	4 kW 3 VAC	5,5 kW 3 VAC
Oil	70 L	55 L	70 L	55 L
L x W x H (mm)	700 x 600 x 845	690 x 600 x 1400	700 x 600 x 845	690 x 600 x 1400
Weight	372 kg	390 kg	372 kg	390 kg
<b>Options</b>				
Control C.2	-	✓	-	✓
1 Phase	✓	-	✓	-
12 VDC/24 VDC	✓	-	✓	-

Type of dies		Type of dies	
Ø mm	mm	Ø mm	mm
6,8	50	54	118
9	50	57	118
10	50	62	118
12	65	67	118
14	65	71	118
16	65	74	118
17	65	78	118
19	65	84	118
20	65	86	118
22	65	90	118
24	65	96	118
26	65	103	118
28	80	106	126
30	80	111	126
31	80	116	126
32	80	121	126
34	80	126	126
36	80	126	126
38	80	131	126
39	80		
40	80		
44	80		
47	100		
50	100		
54	100		
57	100		
62	100		

\* According to the fitting. \*\* Intermediate dies not required.

## Control C.2: Accessories



Customized software



Electronic caliper



Calibration mandrel



Barcode scanner



PS Double foot pedal




RFID



ULS



807.2




The S 8 /10 series is fitted with the clean slide bearing technology.



Multistep included with Control C.2



Crimping by Pressure included with Control C.2



PFM included with Control C.2



UDL included with Control C.2

## Additional Information



Due to its narrow and innovative construction, high level of user friendliness and long service life, the S 8 i xl/10 i xl sets new standards for quality and cost effectiveness. Its large opening (+61 mm) fits industrial hoses with large flanges. The use of long master dies allows you to crimp 90° elbow fittings up to 2" with the tried and tested greaseless slide bearing technology, which reduces maintenance costs and increases the product quality.



S 8 i xl Ecoline C.2 + S 10 i xl Ecoline C.2



S 8 i xl + S 10 i xl



S 8 i xl C.2 + S 10 i xl C.2

### Large opening

Openly built for easy crimping of even 90° elbow pieces, without having to remove all the dies

### Big crimping tool

Crimping of 4"-industry hoses is possible

### Compact Design

Fits in any workshop

### Slide bearing technology

No greasing improves cleanliness of machine and prolongs its lifetime

Maximum productivity with very low maintenance costs

Flaking cannot stick in grease, no risk of prematurely damaging the crimping head

End product can be used in sanitary applications without cleaning

20% more capability for crimping stronger or more difficult couplings versus our competition's equivalent crimpers

Consistently accurate crimp result

### ECOLINE Version

High quality for those new to crimping

### CE compliant

We reserve the right to make technical changes without notice. Options are machine parts that can only be ordered while buying the machine.

## Package



GDS 239 B



GDC 239.5

Package = Machine  
 + PB Ø 17, 20, 24, 28, 32, 40, 44, 50, 57, 71  
 + 237L.239.2  
 + GDS 239 B  
 + GDC 239.5

## Accessories



GDS 239 C



GDS 239 S



TA



TU Rack PB239



PS Double foot pedal  
(not Ecoline model).



SHS



PTS



LUF



Oil Cooler (OC S3/4/6/8/10)



S 8 i xl Ecoline | S 10 i xl Ecoline

S 8 i xl


S 10 i xl

Technical data	S 8 i xl Ecoline	S 8 i xl	S 10 i xl Ecoline	S 10 i xl
Crimp force (kN / Ton)	2 200/220	2 200/220	2 800/280	2 800/280
No grease: 20% less friction	✓	✓	✓	✓
Control	Control A	Control A	Control A	Control A
SAE R 15*/4SH 1 piece fitting	2"	2"	2"	2"
4 SH* 2 piece fitting	2"	2"	2"	2"
SAE R 15* 2 piece fitting	1½"	1½"	2"	2"
Industrial	4"	4"	4"	4"
90° Elbows	2"	2"	2"	2"
Max. Crimp range	139 mm	139 mm	139 mm	139 mm
Opening	+61 mm	+61 mm	+61 mm	+61 mm
Opening without dies	200 mm	200 mm	200 mm	200 mm
Master dies length (mm)	126 mm	126 mm	126 mm	126 mm
Type of dies	239-xx-Ø/237 L**	239-xx-Ø/237 L**	239-xx-Ø/237 L**	239-xx-Ø/237 L**
Speed (mm/sec)				
Close	30/3,0	30/6,0	30/3,0	30/6,0
Crimp	1,4	1,4	1,4	1,4
Open	30/8,5	30/17	30/8,5	30/17
Noise level	70 dBA	70 dBA	70 dBA	70 dBA
Drive	4 kW 3 VAC	4 kW 3 VAC	4 kW 3 VAC	5,5 kW 3 VAC
Oil	50 L	70 L	50 L	70 L
L x W x H (mm)	700 x 600 x 850	890 x 600 x 1400	700 x 600 x 850	690 x 600 x 1400
Weight	350	430	350	430
<b>Options</b>				
Control C.2	✓	✓	✓	✓
1 Phase	✓	-	✓	-
12 VDC/24 VDC	✓	-	✓	-

\* According to the fitting. \*\* Intermediate dies not required.


Type of dies	
	<b>239-xx-Ø-yy</b>
Ø mm	mm
6,8	50
9	50
10	50
12	65
14	65
16	65
17	65
19	65
20	65
22	65
24	65
26	65
28	80
30	80
31	80
32	80
34	80
36	80
38	80
39	80
40	80
44	80
47	100
50	100
54	100
57	100
62	100

Type of dies	
	<b>237 L</b>
Ø mm	mm
54	118
57	118
62	118
67	118
71	118
74	118
78	118
84	118
86	118
90	118
96	118
103	118
106	126
111	126
116	126
121	126
126	126
131	126



## Control C.2: Accessories

## Additional Information



Customized software



Electronic caliper




Calibration mandrel



Barcode scanner




PS Double foot pedal



The S 8 /10 series is fitted with the clean slide bearing technology.



Multistep included with Control C.2



PFM included with Control C.2




RFID



ULS



807.2



Crimping by Pressure included with Control C.2




UDL included with Control C.2





Since 1972



The Best Return on Investment

# INCLUDED!

## The best cost of ownership

With our global branches, quality UNIFLEX products and service are available almost anywhere. Customers worldwide have discovered how UNIFLEX products improve production, safety and profitability of their workplace.

Long die sets and ultra rigid tool:

**higher crimp tolerances included**

Slide bearing technology: **maintenance free included**

Hylo cylinder: **saves energy included**

6-o'clock die sets, thin construction and noiseless pump:

**ergonomic included**

Machine designed with high tolerance:

**accurate crimp and longevity included**

2 year warranty: **peace of mind included**

## Everything you need is already included

Advanced control parameters in addition to the usual parameters are included:

- Crimping by pressure
- Pressure Force Monitoring
- Multistep crimping
- Data Logging

We are happy when the customers of our customers are satisfied!



### Protect our Environment

Long-lasting equipment contributes to the reduction of CO<sub>2</sub>



HM 325 | HM 375 | HM 380

UNIFLEX of America LLC  
1088 National Parkway  
60173 Schaumburg, IL/USA

+ 1 847 519 11 00  
+ 1 847 519 11 04  
sales@uniflex.de



**WWW. UNIFLEX.de**

made in Germany



# Production Crimpers

Innovative, productive and durable.



## Greaseless

Slide bearings on the crimp tool improve efficiency up to 20%, reduce friction and help keep the tool free of contaminants.



## Universal

For all types of hoses and fittings.



## Fixed 6-o'clock die

Stationary bottom die for efficient positioning of the product.



## Low Noise

Very quiet hydraulic system.




## Ergonomic

Ease of operator use for maximum productivity.



## Environment friendly

Engineered to last.





Due to its narrow and innovative construction, high level of user friendliness, and long service life, the HM 3 H sets new standards for quality and cost effectiveness. Thanks to its compact construction, it allows easy, uncomplicated, and "fast" crimping. The intuitive UNIFLEX Software on the convenient Control C.2 Touch completes the HM 3 H and ensures product quality. The HM 3 H is compact and easily accessible.



HM 3 H

### Engineered solutions using quality components

- Smaller machine increases ergonomics
- Full length of fittings crimped in one stroke increases product quality and production efficiency
- Noiseless high-quality pump

### Slide bearing technology

- No greasing improves cleanliness of machine and prolongs its lifetime
- Maximum productivity with very low maintenance costs
- Flaking cannot stick in grease, no risk of prematurely damaging the crimping head
- End product can be used in sanitary applications without cleaning
- 20% more capability for crimping stronger or more difficult couplings versus our competition's equivalent crimpers
- Consistently accurate crimp result

### CE compliant

We reserve the right to make technical changes without notice. Options are machine parts that can only be ordered while buying the machine.

## Package



GDS 239 B




GDC 239.5

- Package = Machine
- + PB Ø 17, 20, 24, 28, 32, 40, 44, 50
- + GDC 239.5
- + GDS 239 B
- + Control C.2

## Pressure Force Monitoring

PFM – Standard on all machines with Control C.2



UDL included with Control C.2

Quality-enhancing option for series production. With PFM, the upper and lower pressure limits can be set by adjusting the tolerance values obtained from test pressing. Pressures outside these limits are output as errors. It is possible to let the machine switch off at a fixed upper or lower limit, thereby obtaining a higher process safety.



Multistep



Crimping by Pressure

## Accessories



TU Work Bench




SHS



HM 3 H

Technical data	HM 3 H
Crimp force (kN / Ton)	750/75
No grease: 20% less friction	✓
Control	Control C.2 + Touch
SAE R 12 /4SP* 2 piece fitting*	1"
4 SH* 2 piece fitting*	¾"
SAE R 15* 2 piece fitting*	¾"
Industrial*	2"
90° Elbows*	1½"
Max. Crimp range	70 mm
Opening	+35 mm
Opening without dies	105 mm
Master dies length (mm)	100 mm
Type of dies	239-xx-Ø-yy
Speed (mm/sec)	
Close	8,3
Crimp	8,3
Open	13,8
Noise level	53 dBA
Drive	5,5 kW 3 VAC
Oil	50 L
L x W x H (mm)	720 x 600 x 672
Weight	193 kg

\* According to the fitting.

Type of dies	
Ø mm	mm
	
6,8	50
9	50
10	50
12	65
14	65
16	65
17	65
19	65
20	65
22	65
24	65
26	65
28	80
30	80
31	80
32	80
34	80
36	80
38	80
39	80
40	80
44	80
47	100
50	100
54	100
57	100
62	100

Additional Information



A 90° elbow with long ending is no problem for the UNIFLEX HM 3 H. While our competition still searches, we have the solution.



With our two position holes-system, the insertion of all dies from both sides is easy and quick. You can also choose two different options to position your die set.

Accessories

Control C.2: Accessories



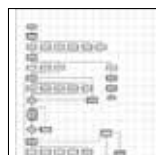
GDS 239 R



TU Rack PB239



Oil Cooler  
OC HM xxx



Customized  
software



Electronic caliper



Calibration mandrel



Barcode scanner



TA (A)



PTS



LUF



PS Double foot; pedal



RFID



ULS



807.2





Due to their narrow, innovative construction, high level of user friendliness, and long service life, the HM 220 and HM 225 set the standard for quality and cost effectiveness. Their unrivaled accessibility makes ergonomic working possible – optionally from both sides – in production and series manufacture. The tried and tested greaseless slide bearing technology reduces maintenance costs, and the strong crimping force of up to 1400 /1600 kN is rated for widths up to 1¼".



HM 225

### Engineered solutions using quality components

- Smaller machine increases ergonomics
- HiLo cylinder - Maximum efficiency causing less heat
- Noiseless high-quality pump

### Fixed 6- o'clock die

- Workpiece does not move, making it easier to position laterally
- Increases productivity, driving up profitability
- Reduces risk for injuries

### Slide bearing technology

- No greasing improves cleanliness of machine and prolongs its lifetime
- Maximum productivity with very low maintenance costs
- Flaking cannot stick in grease, no risk of prematurely damaging the crimping head
- End product can be used in sanitary applications without cleaning
- 20% more capability for crimping stronger or more difficult couplings versus our competition's equivalent crimpers
- Consistently accurate crimp result

### CE compliant

We reserve the right to make technical changes without notice. Options are machine parts that can only be ordered while buying the machine.

## Package

## Pressure Force Monitoring

## Accessories




QDS 239 B



QDC 239.5

**PFM – Standard on all machines with Control C.2**



UDL included with Control C.2

Quality-enhancing option for series production. With PFM, the upper and lower pressure limits can be set by adjusting the tolerance values obtained from test pressing. Pressures outside these limits are output as errors. It is possible to let the machine switch off at a fixed upper or lower limit, thereby obtaining a higher process safety.




QDS 239 C

- Package = Machine  
 (HM 225) + PB Ø 17, 20, 24, 28, 32, 40, 47, 54, 62  
 (HM 220) + PB Ø 17, 20, 24, 28, 32, 40, 44, 50  
 + QDS 239 B + QDC 239.5  
 + Control C.2



Multistep



Crimping by Pressure



PTS



optional: QDS 239 S

HM 220

HM 225


## Additional Information



The clear Control C.2 and the optional UTS software provide complete documentation of production data, including the timestamp.



The compact, narrow and ergonomic construction makes working on both sides possible.



The fixed 6-o'clock die makes safe and low-force positioning of the workpiece possible, which improves cost effectiveness as well as safety.

Technical data	HM 220	HM 225
Crimp force (kN / Ton)	1 350/135	1 600/160
No grease: 20% less friction	✓	✓
Control	Control C.2 + Touch	Control C.2 + Touch
SAE R 15/4SH* 1 piece fitting*	1¼"	1¼"
4 SH* 2 piece fitting*	1"	1¼"
SAE R 15* 2 piece fitting*	1"	1¼"
Industrial*	2"	2"
90° Elbows*	1½"	1½"
Max. Crimp range	70 mm	70 mm
Opening	+35 mm	+40 mm
Opening without dies	105 mm	110 mm
Master dies length (mm)	75 mm	90 mm
Type of dies	239	239 -xx-θ-yy
Speed (mm/sec) **		
Close	10/20	19/30
Crimp	5/10	1,5/3
Open	10/20	19/30
Noise level	53 dBA	53 dBA
Drive	5,5 kW 3 VAC	4 kW 3 VAC
Oil	80 L	80 L
L x W x H (mm)	645 x 560 x 1450	645 x 560 x 1470
Weight	310 kg	470 kg

\* According to the fitting.

\*\* Standard: Half power twice faster included.

\*\*\* Outside master dies length, consult Uniflex

Type of dies	
	<b>239-xx-θ-yy</b>
Ø mm	mm
6,8	50
9	50
10	50
12	50
14	50
16	65
17	65
19	65
20	65
22	65
24	65
26	65
28	80
30	80
31	80
32	80
34	80
36	80
38	80
39	80
40	80
44	80
47	100
50***	100
54***	100
57***	100
62***	100

Type of dies	
	<b>239</b>
Ø mm	mm
6,8	50
9	50
10	50
12	50
14	60
16	60
17	60
19	60
20	60
22	60
24	60
26	75
28	75
30	75
31	75
32	75
34	75
36	75
38	75
39	75
40	75
44	75
47	75
50	75
54	75
57	75
62	75

## Accessories

## Control C.2: Accessories



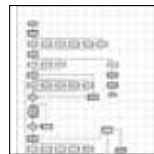
QDS 239 S



QDS 239 R



SHS



Customized software



Electronic caliper



Calibration mandrel



Barcode scanner



TA (A)



LUF



Oil Cooler OC HM xxx



PS Double foot pedal



RFID



ULS



807.2

As reliable classic machines, the HM 3xx/HM 400 series unites all the outstanding properties of a production crimper. They are compact, powerful and make ergonomic working possible. Combining a convincingly solid construction with a high level of user friendliness, and long service life, the HM 3xx/HM 400 set a new standard for quality and cost effectiveness.



HM 325 | HM 375 | HM 380



HM 400

### Engineered solutions using quality components

- Smaller machine increases ergonomics
- HiLo cylinder - Maximum efficiency causing less heat
- Noiseless high-quality pump
- Full length of fittings crimped in one stroke increases product quality and production efficiency
- Lateral reinforcement optimizes overall tolerance

### Fixed 6- o'clock die

- Workpiece does not move, making it easier to position laterally
- Increases productivity, driving up profitability
- Reduces risk for injuries

### Slide bearing technology

- No greasing improves cleanliness of machine and prolongs its lifetime
- Maximum productivity with very low maintenance costs
- Flaking cannot stick in grease, no risk of prematurely damaging the crimping head
- End product can be used in sanitary applications without cleaning
- 20% more capability for crimping stronger or more difficult couplings versus our competition's equivalent crimpers
- Consistently accurate crimp result

### CE compliant

We reserve the right to make technical changes without notice. Options are machine parts that can only be ordered while buying the machine.

## Package



GDS 239 B



GDC 239.5


- Package = Machine  
 + PB Ø 17, 20, 24, 28,  
 32, 40, 44, 50, 57, 71  
 + 237.239.2L2  
 + GDC 239.5  
 + GDS 239 B  
 + Control C.2



TA (A)

## Pressure Force Monitoring

### PFM – Standard on all machines with Control C.2



UDL included with Control C.2

Quality-enhancing option for series production. With PFM, the upper and lower pressure limits can be set by adjusting the tolerance values obtained from test pressing. Pressures outside these limits are output as errors. It is possible to let the machine switch off at a fixed upper or lower limit, thereby obtaining a higher process safety.



Multistep



Crimping by Pressure



Industrial calculator

## Accessories



PTS



LUF



HM 325 | HM 375 | HM 380



HM 400

### Additional Information



The compact, narrow and ergonomic construction makes working on both sides possible.



The fixed 6- o'clock die makes safe and low-force positioning of the workpiece possible, which improves cost effectiveness as well as safety.



With the Barcode Scanner you can scan articles quickly and efficiently.

Technical data	HM 325	HM 375	HM 380	HM 400 <span style="color:red">NEW</span>
Crimp force (kN / Ton)	2 800/280	3 150/315	3 400/340	3 750/375
No grease: 20% less friction	✓	✓	✓	✓
Control	Control C.2 + Touch	Control C.2 + Touch	Control C.2 + Touch	Control C.2 + Touch
SAE R 15/4SH 1 piece fitting*	2"	3"	3"	3"
SAE R 15/4SH 2 piece fitting*	2"	2½"	3"	3"
Industrial*	4"	4"	4"	6"
90° Elbows*	3"	3"	3"	3"
Max. Crimp range**	165 mm**	165 mm**	165 mm**	190 mm**
Opening	+70 mm	+70 mm	+70 mm	+130 mm
Opening without dies	215 mm	215 mm	215 mm	300 mm
Master dies length (mm)	126 mm	126 mm	126 mm	150 mm
Type of dies	237 L/239-xx	237 L/239-xx	237 L/239-xx	554/239-xx
Speed (mm/sec)				
Close	23	23	23	18
Crimp	1,4	1,4	1,3	1,4
Open	33	33	33	20
Noise level	69 dBA	62 dBA	62 dBA	62 dBA
Drive	4 kW 3 VAC	4 kW 3 VAC	4 kW 3 VAC	5,5 kW 3 VAC
Oil	100 L	100 L	100 L	260 L
L x W x H (mm)	1 200 x 600 x 1 700	1 200 x 600 x 1 700	1 200 x 600 x 1 700	630 x 1500 x 1 800
Weight	750 kg	750 kg	750 kg	1400 kg
CGS (Conicity Guard System)	✓	✓	✓	-
HiDS (High Pressure Pump Dynamic Suction)	✓	✓	✓	✓

Type of dies		Type of dies		Type of dies	
Ø mm	mm	Ø mm	mm	Ø mm	mm
<b>239-xx-β-yy</b>		<b>237 L</b>		<b>554</b>	
6,8	50	54	118	57	120
9	50	57	118	62	120
10	50	62	118	67	120
12	65	67	118	71	120
14	65	71	118	74	120
16	65	74	118	78	120
17	65	78	118	84	120
19	65	84	118	86	120
20	65	86	118	90	120
22	65	90	118	96	120
24	65	96	118	103	120
26	65	103	118	106	150
28	80	106	126	111	150
30	80	111	126	116	150
31	80	116	126	121	150
32	80	121	126	126	150
34	80	126	126	131	150
36	80	131	126	136	150
38	80			146	150
39	80			156	150
40	80				
44	80				
47	100				
50	100				
54	100				
57	100				
62	100				

\* According to the fitting.

\*\* With master dies.

## Accessories

## Control C.2: Accessories



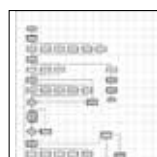
GDS 239 S



GDS 239 C



GDS 239 R



Customized software



Electronic caliper



Calibration mandrel



Barcode scanner



TA (A)



OCS



SHS



Oil Cooler  
OC HM xxx



PS Double foot pedal



RFID



ULS



807.2



DMS



Due to their compact, all-round accessible construction, high level of user friendliness, and long service life, the HM 450, HM 480 and HM 495 set the standard for quality and cost effectiveness. The crimpers' particularly large opening stroke and the use of long master dies allow you to crimp all types of fittings and up to 12" industrial hoses.



HM 480

### Engineered solutions using quality components

- Compact machine for ergonomic work
- HiLo cylinder - Maximum efficiency causing less heat
- Noiseless high-quality pump
- Long master dies to crimp all types of workpieces
- Full length of fittings crimped in one stroke increases product quality and production efficiency

### Fixed 6- o'clock die

- Workpiece does not move, making it easier to position laterally
- Increases productivity, driving up profitability
- Reduces risk for injuries

### Slide bearing technology

- No greasing improves cleanliness of machine and prolongs its lifetime
- Maximum productivity with very low maintenance costs
- Flaking cannot stick in grease, no risk of prematurely damaging the crimping head
- End product can be used in sanitary applications without cleaning
- 20% more capability for crimping stronger or more difficult couplings versus our competition's equivalent crimpers
- Consistently accurate crimp result

### CE compliant

We reserve the right to make technical changes without notice. Options are machine parts that can only be ordered while buying the machine.

## Package



GDS 239 B




GDC 239.5

Package = Machine  
 + PB Ø 17,20,24,28,32,40,44,50,57,71  
 + 237.239.2L2 + 245.237L  
 + GDC 239.5 + GDS 239 B  
 + Control C.2

## Pressure Force Monitoring

PFM – Standard on all machines with Control C.2



UDL included with Control C.2

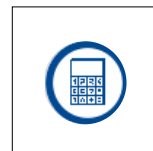
Quality-enhancing option for series production. With PFM, the upper and lower pressure limits can be set by adjusting the tolerance values obtained from test pressing. Pressures outside these limits are output as errors. It is possible to let the machine switch off at a fixed upper or lower limit, thereby obtaining a higher process safety.



Multistep



Crimping by Pressure



Industrial calculator

## Accessories



PTS



Oil Cooler OC HM xxx





### Additional Information



Due to the long master dies, you can crimp virtually all types of fittings.



The machines are very compact and narrow for a better work environment.

HM 450

HM 480 | HM 495



Technical data	HM 450	HM 480	HM 495
Crimp force (kN / Ton)	4 000/400	4 800/480	6 000/600
No grease: 20% less friction	✓	✓	✓
Control	Control C.2 + Touch	Control C.2 + Touch	Control C.2 + Touch
SAE R 15/4SH* 1 piece fitting	3"	3"	3"
SAE R 15/4SH* 2 piece fitting	3"	3"	3"
Industrial	6" (12")**	8" (12")**	8" (12")**
Elbows	3"	3"	3"
Max. Crimp range	310 mm	310 mm	310 mm
Opening	+130	+150	+150
Opening without dies	360 mm	380 mm	380 mm
Master dies length (mm)	150 mm	150 mm	150 mm
Type of dies	245/237L/239-xx-Ø-yy	245/237L/239-xx-Ø-yy	245/237L/239-xx-Ø-yy
Speed (mm/sec)			
Close	18	18	18
Crimp	1,4	1,3	1
Open	20	20	20
Noise level	62 dBA	62 dBA	62 dBA
Drive	5,5 kW 3 VAC	5,5 kW 3 VAC	5,5 kW 3 VAC
Oil	300 L	300 L	300 L
L x W x H (mm)	730 x 1590 x 1 972	730 x 1 590 x 2 015	730 x 1 590 x 2 076
Weight	1 900 kg	2 400 kg	2 400 kg
HiDS (High Pressure Pump Dynamic Suction)	✓	✓	✓

\* Special dies (reduced opening).

\*\* Pipe fittings without flange.

Type of dies	
	<b>239-xx-Ø-yy</b>
Ø mm	mm
6,8	50
9	50
10	50
12	65
14	65
16	65
17	65
19	65
20	65
22	65
24	65
26	65
28	80
30	80
31	80
32	80
34	80
36	80
38	80
39	80
40	80
44	80
47	100
50	100
54	100
57	100
62	100

Type of dies	
	<b>237 L/245</b>
Ø mm	mm
54	118
57	118
62	118
67	118
71	118
74	118
78	118
84	118
86	118
90	118
96	118
103	118/130
106	126/130
111	126/130
116	126/130
121	126/130
126	126/130
131	126/130
136	130
146	150
156	150
170	150
185	150
200	150
230*	230
265*	220
275*	220
305*	254

## Accessories

## Control C.2: Accessories



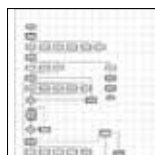
GDS 239 S



GDS 239 C



GDS 239 R



Customized software



Electronic caliper



Calibration mandrel



Barcode scanner



TA (A)



OCS



LUF



PS Double foot pedal



RFID



ULS



807.2



DMS

With their distinctive construction and high crimping force of up to 12000 kN, the HM 660, HM 665 and HM 1200 are some of UNIFLEX's powerhouses. They set the standard for quality and cost effectiveness. Using one of these models, you can easily crimp up to 12"-industrial hoses (according to the fitting).



HM 665

**Engineered solutions using quality components**

- Smaller machine increases ergonomics
- HiLo cylinder - Maximum efficiency causing less heat
- Noiseless high-quality pump
- Full length of fittings crimped in one stroke increases product quality and production efficiency
- Lateral reinforcement optimizes overall tolerance

**Fixed 6- o'clock die**

- Workpiece does not move, making it easier to position laterally
- Increases productivity, driving up profitability
- Reduces risk for injuries

**Slide bearing technology**


- No greasing improves cleanliness of machine and prolongs its lifetime
- Maximum productivity with very low maintenance costs
- Flaking cannot stick in grease, no risk of prematurely damaging the crimping head
- End product can be used in sanitary applications without cleaning
- 20% more capability for crimping stronger or more difficult couplings versus our competition's equivalent crimpers
- Consistently accurate crimp result

**CE compliant**

We reserve the right to make technical changes without notice. Options are machine parts that can only be ordered while buying the machine.

**Pressure Force Monitoring**


PFM – Standard on all machines with Control C.2



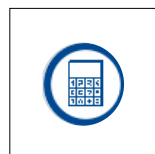
Quality-enhancing option for series production. With PFM, the upper and lower pressure limits can be set by adjusting the tolerance values obtained from test pressing. Pressures outside these limits are output as errors. It is possible to let the machine switch off at a fixed upper or lower limit, thereby obtaining a higher process safety.



Multistep



Crimping by Pressure



Industrial calculator

UDL included with Control C.2






HM 660 | HM 1200

HM 665

Additional Information



Due to the long master dies, you can crimp virtually all types of fittings.

The fixed 6-o'clock die makes safe and low-force positioning of the workpiece possible, which improves cost effectiveness as well as safety.

Technical data	HM 660	HM 665	HM 1200
Crimp force (kN / Ton)	8 000/800	6 000/600	12 000/1 200
No grease: 20% less friction	✓	✓	✓
Control	Control C.2 + Touch	Control C.2 + Touch	Control C.2 + Touch
SAE R 15/4SH* 1 piece fitting	3"	3"	3"
SAE R 15/4SH* 2 piece fitting	3"	3"	3"
Industrial	10"	12"/16**	10"
90° Elbows	3"	3"	3"
Max. Crimp range	325 mm**	450 mm**	325 mm**
Opening	+120 mm	+180 mm	+120 mm
Opening without dies	395 mm	580 mm	395 mm
Master dies length (mm)	200 mm	250 mm	200 mm
Type of dies	246/237L/239-xx- $\emptyset$ -yy	298/247/245/237L/239-xx- $\emptyset$ -yy	246/237L/239-xx- $\emptyset$ -yy
Speed (mm/sec)			
Close	15	17	11
Crimp	2	0,9	1,5
Open	15	25	11
Noise level	69 dBA	69 dBA	69 dBA
Drive	18,5 kW 3 VAC	5,5 kW 3 VAC	18,5 kW 3 VAC
Oil	300 L	400 L	300 L
L x W x H (mm)   Machine + Power Unit	1 400 x 1 050 x 2 470	1800 x 970 x 2400	1 400 x 1 130 x 2 660
L x W x H (mm)   Machine + Power Unit	700 x 1 160 x 1 360	integrated	1 100 x 1 300 x 1 500
Weight	4200 kg + 450 kg	5000 kg	4480 kg + 450 kg
HiDS (High Pressure Pump Dynamic Suction)	✓	✓	✓

\* Layflat hoses with special dies.

\*\* According to the fitting.

Type of dies		Type of dies		Type of dies		Type of dies	
239-xx- $\emptyset$ -yy		237 L 246		298		247	
$\emptyset$ mm	mm	$\emptyset$ mm	mm	$\emptyset$ mm	mm	$\emptyset$ mm	mm
6,8	50	54	118	200	250	136	130
9	50	57	118	220	250	146	150
10	50	62	118	240	250	156	150
12	65	67	118	260	250	170	170
14	65	71	118	280	250	185	200
16	65	74	118	300	250	200	200
17	65	78	118	320	250	215	200
19	65	84	118	340	250	230	200
20	65	86	118	360	250	245	200
22	65	90	118	380	250	260	200
24	65	96	118			275	200
26	65	103	118			290	200
28	80	106	126			305	200
30	80	111	126				
31	80	116	126				
32	80	121	126				
34	80	126	126				
36	80	131	126				
38	80	136	150				
39	80	146	150				
40	80	156	150				
44	80	170	170				
47	100	185	200				
50	100	200	200				
54	100	215	200				
57	100	230	200				
62	100	245	200				
		260	200				

Type of dies	
$\emptyset$ mm	mm
103	130
106	130
111	130
116	130
121	130
126	130
131	130
136	130
146	150
156	150
170	150
185	150
200	150

Accessories

Control C.2: Accessories



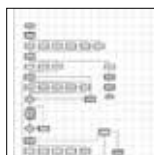
PTS



QDS 239 C



QDS 239 R



Customized software




Electronic caliper



Calibration mandrel



Barcode scanner



TA (A)



OCS



LUF



Oil Cooler  
OC HM xxx



PS Double foot pedal



RFID



ULS



807.2



DMS



mm

inch

Bar

# Options and accessories

for crimpers





The new Control C.2 with its intuitive operation for UNIFLEX crimpers, test benches and several more products has a colour touch display. The new menus (Quick-Start-Menu and Production Menu) as well as the possibility to individualize each and every menu and application will make your work much easier. Everything can be controlled via HID, i.e. via Windows devices. In addition, you can record, monitor and assure the quality of your product and how the machine works via the PFM option.



Control C.2

### Production management for serial production, production in line with your own processes

Endless item memory increases productivity and consistency

Item data easily searchable for faster set up of the next part. Data set filtering for faster production

Data sets can be read in via scanner

Scanner menus can be linked to your production data set

Intuitive operation

### Service via network

Simple organization of changes, maintenance and management of production data sets


Central order management from the desktop saves time and money

Windows based

### Upload and download data

Easily upload and download data using HID-compliant devices, such as external database, scanners, USB flash drive, Vernier calipers or remotely via the Internet

## Inclusive: Pressure Force Monitoring



PFM – Standard on all machines with Control C.2

Quality-enhancing option for series production. With PFM, the upper and lower pressure limits can be set by adjusting the tolerance values obtained from test pressing. Pressures outside these limits are output as errors. It is possible to let the machine switch off at a fixed upper or lower limit, thereby obtaining a higher process safety.

This way you can display and record combinations of incorrect hose and fittings, skipped work stage, such as skiving of the hose or a poorly positioned hose-fitting connection. Achieve integrated quality control without any additional effort.

### Multistep



### Industrial calculator



### Crimping by Pressure



### UDL



UDL (UNIFLEX) data logging



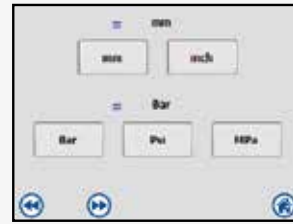
Start the machine and its control:

### START Language



Language selection, other languages available upon request.

### Units



Configuration units.

Different users are possible:

### LOGIN User Login



Factory settings via user details and password with functionality assignments and user rights.

### MENU Login by menu



Quick menu and production menu.

After Login, you have the choice: Quick Menu or Production Menu.

### QUICK MENU



Input of the crimping dimensions, correction value and crimping dies (automatic).

### PRODUCTION MENU



Four choices for selecting compression parameters quickly and easily. Selection menu includes pressing by dimension, by pressure, stored parameters in integrated database in the controller, or by use of a barcode scanner.

## PRODUCTION MENU

- (1) Crimping by dimension (parameter)
- (2) By pressure (parameter)
- (3) Via the integrated database
- (4) Barcode scanner



Easily input crimping dimensions, correction value, hold time, aperture diameter, pre-selection of counter and crimping dies (automatic).



Easily input pressure, hold time, aperture diameter, pre-selection counter and crimping dies.




Search for and create articles numerically or alpha-numerically. Articles can be easily selected using the "Quick Search Menu".



Scan article data via barcode. (accessories)

## Option: Corporate programming as a special solution

### Customized software



### Paperless communication:



Communication with server or machine. Order management via digital interface.

### XML/CSV interface:



External database connection. Allows you to retrieve and save the documented production data.

### Operating mode configurations:



Communication with the server or with other machines.

### Topics customized in line with corporate identity:



CI-compliant menus.

## Accessories for C.2

Order number:  
Calb Ctrl C.2 (software + hardware)



Calibrating your machine is simple using digital measurement via the software and the calibration mandrel.

Order number: Kit 800.610 + 800.606/Caliper Ctrl C 3 inch  
or Kit 800.610 + 800.609/Caliper Ctrl C 4 inch



Measuring point menu with foot mouse/Vernier caliper (3 or 4"): Quality testing using calipers and foot mouse (as OK button). With the digital calipers, you can also check the crimping dimensions for conicity and ovality (number of measurement points). The pictogram-driven menu control guides you through the entire process.

Order number:  
TA(A)



Depth stop

PS.2 Double



Double foot pedal

807.2



Screen protection

Order number:  
BCR Ctrl C.2



Barcode scanner

800.610



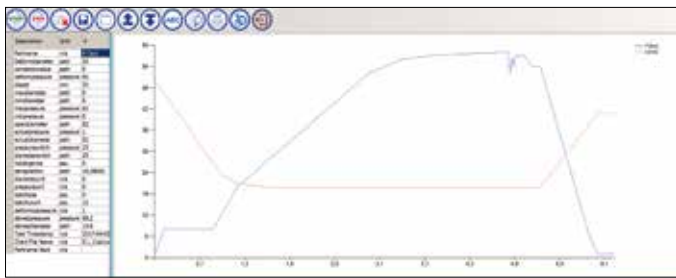
Foot mouse for controller interaction



RFID CTRCC

## Options

PFC Pressure Force Control



The UNIFLEX PFC (Pressure Force Control) option offers two ways to stop a compression – based on the distance travelled or the applied force, as happens with PFC. Stopping a compression stroke due to applied force can meet certain application requirements, specifically those where material behavior must be taken into account. This also makes it possible to press brittle materials, such as fibre glass. Many industry-leading glass insulator producers are already using PFC profitably.

PFC provides readings of pressing power and pressing position at any time during the pressing process. These measurements are displayed and analysed graphically. On the basis of just a few test pressings, you will learn exactly how to have the machine produce the perfect final assembly. This process can then be repeated by setting the pressing force, the rate the force increases and the precise time to switch to stop. By saving these values to the controller, you can improve productivity through shorter set up time and consistent quality can be achieved, thereby dramatically increasing customer satisfaction and profitability.

## Other options:

DMS (Strain Gauges) Order number: 807.602



Option for HM 3xx crimping machines.

Force measurement directly applied to the master dies. One or more sensors are installed according to the application and precision requested. This achieves a more precise crimping force and avoids variations due to the hydraulic system or friction. Advantages include faster detection of the insertion depth of the fitting, variations in the material, and hose tolerance. The position of the fitting can also be defined to reduce conicity.



Touch panel with 1800 mm cord.

## ULS.2-C



## ULS.2-APP for Tablet or PC



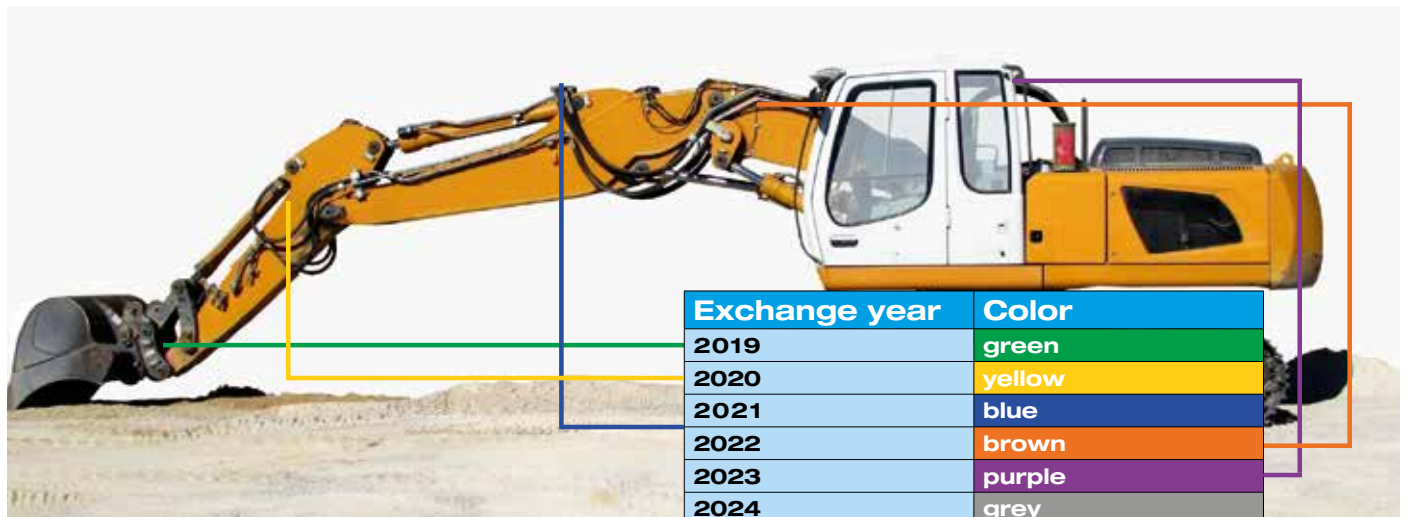
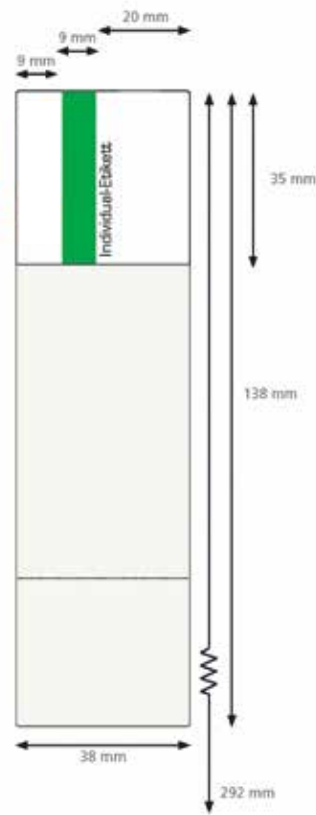
## Advantages of Hose assembly Management

### Benefits of labels and what they can tell the user:

- Which components need to be replaced and when
- The date of the exchange
- The potential hazards of the machine
- The plan for preventive maintenance
- Minimizes cost of maintenance
- Avoids equipment failures and long downtimes
- Publicity for your company

## Uniflex Labelling System – ULS Ecoline

Part numbers ULS ECOLINE				
Pos.	Article	Content		Part No.
1	Printer			ULS.2-C ULS.2-APP to integrate with our control to use on mobile phone or tablet with an APP
2	Color ribbon for Printer	Cassette with labels, white (black) (74 meters)		888.469
3	Banderole	5000 pieces		Material
		Color bars	Banderole 138 mm Banderole 292 mm	- Transparent preprinted oil- and acid-resistant banderole - High-performance vinyl - Strongly adhesive, permanent - Specifically designed for the surface of rubber and thermoplastic hose
		Green	507.1_CP 507.1_XL_CP	
		Yellow	507.2_CP 507.2_XL_CP	
		Blue	507.3_CP 507.3_XL_CP	
		Brown	507.4_CP 507.4_XL_CP	
		Purple	507.5_CP 507.5_XL_CP	
		Grey	507.6_CP 507.6_XL_CP	



## UNIFLEX Wireless Management System (UWMS)

UWMS (Uniflex wireless management system) allows you to put your crimping procedure on a server and keep this information up to date. Customers can access the information via an app on a phone or tablet connected to the internet and send it to the crimper by Bluetooth. All you need to do is change the dies. Crimp data and measurement information, such as the date, time, and the assembly serial number are automatically sent to your server or tablet via Bluetooth and are then available online.



### Advantages:

- Keep customers up to date with the latest crimping specifications.
- Obtain valuable information about your crimper (No. of crimping operations, crimping specifications, crimping data)
- Use serial numbers to build traceability and reorder systems.
- Evaluate your market (what you sell, where you sell)



## UNIFLEX Paperless Management System (UPMS)

UNIFLEX has developed a complete Paperless Management for easily sending data directly from your ERP to a dashboard.

This allows you to manage all your machines by giving them working orders and retrieving production information from each machine. This gives you the flexibility to organize your production machine by machine (For example: the cutter can cut all

CRIMP INFORMATION FOR THE MACHINE

```
<part>
<machinetype>hm325</machinetype>
<partname>part1</partname>
<deformdiameter>32</deformdiameter>
<correctionvalue>0.1</correctionvalue>
<deformpressure>90</deformpressure>
<dieset>32</dieset>
<maxdiameter>32.05</maxdiameter>
<mindiameter>31.95</mindiameter>
<maxpressure>92</maxpressure>
<minpressure>88</minpressure>
<opendiameter>100</opendiameter>
<pressureswitch>50</pressureswitch>
<diameterswitch>38</diameterswitch>
<holdingtime>0.2</holdingtime>
<diameterunit>0</diameterunit>
<pressureunit>0</pressureunit>
<deformtopressure>0</deformtopressure>
<calipertolerance>0.25</calipertolerance>
<caliperaverage>0</caliperaverage>
</part>
```

You receive orders from your customers, which are maintained in your ERP. For example hose type, quantity, etc.

SAP, PRO-Alpha, ...



1 ERP prepares the work order data in an XML file or SQL connection

2 Shared folder with XML files; Customers must move files from and to the shared folder.

You save the job in an XML file containing all jobs. (XML = Extensible Markup Language)



3 Fetch Work order XML file from Server or SQL connection

# UPMS

4 On command, the Control C.2 IPC obtains an order from the XML file. (Must be programmed) – By customer, – By Hose type, – First in first out, etc.



### Customer advantages:

- Targeted production control and optimization of production processes
- Reduced throughput times
- Error minimization by omission of manual inputs
- Traceability of production data
- Statistical evaluation of production data

**C.2 IPC:**  
 SIMATIC IPC277E (Nanopanel PC)  
 12" Touch TFT  
 2x 10/100/1000 MBit/s Ethernet RJ45;  
 1x Display-Port Grafik;  
 1x USB 3.0; 3x USB 2.0;  
 1x seriell (COM 1);  
 CFAST-Slot;  
 Celeron N2807 (2C/2T)  
 4 GB RAM  
 Windows 7 Ultimate SP1, 64 Bit;  
 MUI (de, en, fr, sp, it)  
 80 GB SSD



hose sizes installed for customers, while at the same time you can decide to crimp according to individual orders and test the kitting order with the test bench.

The System returns all the relevant quality information you need to make sure your product is made to specifications. Stored data can be used not only for traceability but also for analyzing your productivity. This will optimize your production processes, reduce your administrative tasks and improve your quality control.

- Customer's Work Element
- UNIFLEX Work Element

Fetch Production Data from XML File or SQL connection

7

Your ERP can then import the data from the XML file and import it into your system.

RESULT DATA FROM THE MACHINE



```

- <batchsize>50</batchsize>
- <batchcount>24</batchcount>
- <diameter>31.98</diameter>
- <pressure>90.21</pressure>
- <now>5/3/2018 6:20:10 AM</now>
- <username>CrimperUser</username>
- .....
- .....
- .....
</part>
    
```

6

The machine tells the operator which dies to install and then crimping can start. (Visualization of the used parts and additional order details is possible)

Send XML file to Server or SQL connection



The crimper sends all crimp data to the new XML file. (Diameter, pressure, holding time, ...) The crimper adds a record for each crimp. It contains all settings as well as the reached pressure, the achievable measure, counter, date and customized values.





**QDS 239S, QDS 239 S or QDS 239 T**

Store the dies directly at the machine. Can be mobile or bolted to the machine frame.



**QDS 239 R**

Store the dies directly at the machine. Can be mobile or bolted to wall or TU.



**Oil Cooler**

Reduce heat, increase permanent tolerances.



**OCS 10 retro**

Camera system – the alternative to the mirror, for a better sight line adjustment.



**TU-Rack 18-PB239**

Workbench for miscellaneous machines includes die storage.



**QDS 239 B**




**SPIEGEL/SHS**

Allows the operator to watch the correct position of the part to be crimped behind the machine.



**LUF**

Light for the rear side of the machine.



**TA**

To position the fitting inside the head and/or to activate the crimp cycle automatically.



QDC 239.5

**PTS SYSTEM**

Marking and crimping in one step according to DIN 20066 and EN 853, EN 854, EN 856, EN 857.

PTS 52: character 4,0 x 2,0 mm/marketing depth ca. 0,3 - 0,5 mm

PTS 32: character 3,0 x 1,5 mm/marketing depth ca. 0,3 mm

Dies	Ø mm
261	14 - 47
263	14 - 32
265	54 - 71
266 L	54 - 78
239/239 L	14 - 50
232 L	14 - 90
237 L	54 - 121
554/246 L	on request

**Number of characters**

P 200, 202, 204, 213, 261, 265  
always 10 each

P 262 /263  
Ø 14 - 32 = 17 each

P 239  
Ø 14 - 24 = 12 each  
Ø 26 - 50 = 17 each

P 239L or P239-xx-Øyy  
Ø 14 - 22 = 14 each  
Ø 24 - 40 = 15 each  
Ø 44 - 50 = 10 each

P 232L  
Ø 17 - 20 = 21 each  
Ø 24 - 28 = 22 each  
Ø 32 - 44 = 24 each  
Ø 47 - 62 = 10 each  
Ø 67 - 90 = 11 each

P 237L  
Ø 54 - 67 = 24 each  
Ø 71 - 121 = 11 each

P 266L  
Ø 54 - 78 = 10 each

**UMAT****Mobile Working Station**

L x W x H (mm): 800 x 1200 x 755

Weight 160 kg

Drawers L x W x H (mm):

2 = 564 x 572 x 50

2 = 564 x 572 x 100
















Load Weight Drawers: 75 kg

Accessories

TU-QDS F SHELF


TU-QDS F 239I

TU-QDS SHELF PB280

Description		For	Accessories
<p><b>TU</b> Work Bench capable of supporting up to 800 kg</p>		<p>Universal</p>	
<p><b>TU-QDS F Basic</b> Basic with screws</p>		<p>Universal work bench TU</p>	
<p><b>TU-QDS FXL Shelf</b> Variable with screws</p>		<p>TU-QDS F Basic</p>	
<p><b>TU-QDS F Shelf</b> Variable with screws</p>		<p>TU-QDS F Basic QDS-S.2 single row QDS-S-2 double row</p>	
<p><b>TU-QDS F 239I</b> 3 pieces in set</p>		<p>TU-QDS FXL Shelf TU-QDS F Shelf</p>	
<p><b>TU-QDS F Shelf PB280</b> for PB 280</p>		<p>TU-QDS F Basic QDS-S.2 single row QDS-S-2 double row</p>	
<p><b>QDS-S.2 single row</b> Basic Support</p>		<p>HM 220.3 HM 225.3</p>	
<p><b>QDS-S-2 double row</b> Basic Support</p>		<p>HM3xx.2 S6.3A+C S8.2/S8.3 S10.2/S10.3 HM245.4</p>	
<p><b>QDS 237.239S RAL5012</b> Basic Support with TU-QDS 239i</p>		<p>HM3xx ab Bj.2010, HM3xx.2 S6.3 S8.2/S8.3 S10.2/S10.3 HM 245.2/HM 245.3/HM 245.4</p>	

Description		For
<p><b>QDS 239 S</b> Basic Support with TU-QDS 239i</p>		<p>HM3xx ab Bj.2010, HM3xx.2; HM220, HM220.2, HM220.3 HM225, HM 225.2, HM225.3 S6, S6.2, S6.3 S8, S8.2, S8.3 S10, S10.2, S10.3</p>
<p><b>QDS 280 B RAL 7021</b> For 9 Set PB 280</p>		<p>PB 280</p>
<p><b>QDS 239 B RAL 7021</b> For 9 Set PB 239</p>		<p>PB 239</p>
<p><b>QDS 239 R</b> For 9 set PB 239</p>		<p>TU</p>
<p><b>QDS 239 C</b> Wheeled support for 12 set PB 239</p>		<p>PB 239 PB 237</p>
<p><b>QDS 239 T</b> Wheeled support for 24 set PB 239</p>		<p>PB 239 PB 237</p>
<p><b>TROLLEY</b> Wheeled support 777.8 LxWxH (mm): 1720 x 660 x 200 Weight: 75 kg Load Weight: 800 Kg</p>		<p>HM 3xx, HM 220/225, HM 245, S6/S8/10 EM 115</p>





# Cutting Machines

Clean cutting, safe handling, solid structure.



**Universal**  
For all types of hoses and fittings.



**Ecoline**  
Value driven solution for less frequent use.



**Energy efficient**  
Now even more efficient.



**Special Brake motor**  
A safety feature meeting DIN CE standards requiring the cutting blade to stop turning in 10 seconds.



**Special cutting motor**  
Higher forces are achieved using a bigger shaft.



**Test-proven Cutting Blades**  
Cutting blades are made out of test-proven material.




**Environment friendly**  
Engineered to last.



EM 1



EM 3



EM 4



EM 6



EM 8



EM 115



EM 120




USC 10 | USC 20 | USC 30

## UPG 10

Guillotine for industrial hoses without  
steel wire up to 2" (max. OD: 90 mm/3,45").

L x W x H (mm): 1 810 x 325 x 800



Minimum cut length 20 mm (0,78")

2 Guide Pins for smaller size 17,5 + 22,5 mm  
(0,698" + 0,88")



UNIFLEX hose cutting machines have been a synonym for the highest precision and robustness for many decades. The solid and compact tools distinguish themselves by their safe and high-quality cutting function. A distinct property is the positioning of the extraordinarily sharp cutting blades close to the powerful motors. This significantly reduces vibration – which is one of the reasons for extreme durability and low maintenance costs.



EM 3

**Unique drive motor with double bearings and large shaft**

- Reduce scrap with straight cuts
- More cuts between sharpening while increasing profits (not TM C)
- Less contamination in the shop and in the end product will result in more parts out the door and a better environment in the building
- Maximizes motor life, giving you the lowest cost of ownership in the market
- Cut faster and generate a more saleable product

**Quality steel blade**

- Long lasting German quality steel blades, lowering the cost of ownership

**Compact Design**

- Ideal for on-site service

**ECOLINE Version**

- High quality for those new to cutting

**CE compliant**

- Brake motor for safety
- Security shield

We reserve the right to make technical changes without notice. Options are machine parts that can only be ordered while buying the machine.

**Accessories**



UVC  
Suction device



UHG 14 + UHG 14 ext  
Hose-guide



330.1  
Spark arrester



Hose coiling reel UWT 2  
+ Hose measuring tool UMS 4



UAT 4  
Coiler



USH 4 + 513.1  
Hose rack



UMS 4 + 514.1  
Measuring device



513.1  
Plate for USH 4





EM 1

EM 1 S

EM 3

EM 3 Ecoline

EM 3 DC

Technical data	EM 1	EM 1 S	EM 3	EM 3 Ecoline	EM 3 DC
Production SAE R 13 & SAE R 15	–	–	¾"	–	–
Workshop SAE R 13 & SAE R 15*	–	1"	1¼"	1"	1¼"
SAE R 12	⅝"	1¼"	1¼"	1¼"	1¼"
Industrial	1¼"	1¼"	2"	1¼"	2"
Max. outside	Ø 45 mm	Ø 52 mm	Ø 80 mm	Ø 52 mm	Ø 60 mm
Noise level	90 dBA	90 dBA	90 dBA	90 dBA	93 dBA
Brake motor	–	–	✓	–	–
Suction connection	Ø 30 mm	Ø 30 mm	Ø 80 mm	Ø 40 mm	Ø 40 mm
Drive	1,2 kW 1 VAC	1,2 kW 1 VAC	3 kW 3 VAC	1,8 kW 1 VAC	12 V/24 V 2,0/3,2 kW
Cutting blade	TM 160x2,5x20	TM C 160x2,5x20	TM 275x3x30	TM G 200x1,6x25,4	TM 250x2x40Z
L x W x H (mm)	360 x 340 x 310	360 x 340 x 310	540 x 440 x 300	400 x 510 x 540	550 x 365 x 410
Weight	8 kg	8 kg	50 kg	20 kg	29 kg
Accessories					
TU Table	✓	✓	✓	✓	✓
Suction device**	–	–	✓	✓	✓
UVC 36 Adapter (230 Volt)	777.150	777.153	777.056	777.153	777.153
UVC 100 Adapter	–	–	330.082.3	330.083.3	330.083.3
Hose measuring tool	–	–	✓	–	–
Foot for UMS 4 (840 mm height)	–	–	✓	–	–
Hose guide 2000 mm (UHG 14)	–	–	✓	–	–

\* With special cutting blade.

\*\* Adapter needed.

## Additional Information



High-quality cutting blade, secured with a metal sheet.



Guide pins ensure straight cuts.



Blades  
TM = plain  
TM G = slotted  
TM C = coated

## Cutting blades

### TM C, TM G and TM

High-quality cutting blades:  
TM C, TM G and TM.



### TM C

Lasts 7 times longer, cuts twice as fast, generates less smoke, less debris in the hose and less heat. Reduces the risk of separation of the rubber from the wire.





UNIFLEX hose cutting machines have been a synonym for the highest precision and robustness for many decades. The solid and compact tools distinguish themselves by their safe and high-quality cutting function. A distinct property is the positioning of the extraordinarily sharp cutting blades close to the powerful motors. This significantly reduces vibration – which is one of the reasons for extreme durability and low maintenance costs.



EM 4

#### Unique drive motor with double bearings and large shaft

Reduce scrap with straight cuts

More cuts between sharpening while increasing profits

Less contamination in the shop and in the end product will result in more parts out the door and a better environment in the building

Maximizes motor life, giving you the lowest cost of ownership in the market

Cut faster and generate a more saleable product

#### Quality steel blade

Long lasting German quality steel blades, lowering the cost of ownership

#### Compact Design

Ideal for on-site service

#### CE compliant

Brake motor for safety

Security shield

We reserve the right to make technical changes without notice. Options are machine parts that can only be ordered while buying the machine.

## Accessories



UVC  
Suction device



UHG 14 + UHG 14 ext  
Hose-guide



Hose coiling reel UW2 2  
+ Hose measuring tool UMS 4



UAT 4  
Coiler



USH 4 +  
Hose rack



513.1  
Plate for USH 4



UMS 4 + 514.1  
Measuring device + stand

## Standard



330.1  
Spark arrestor





EM 4



EM 4 DC

Technical data	EM 4	EM 4 DC
Production SAE R 13 & SAE R 15	1¼"	–
Workshop SAE R 13 & SAE R 15	1½"	1¼"
SAE R 12	2"	1½"
Industrial	2"	2"
Max. outside	Ø 80 mm	Ø 75 mm
Noise level	90 dBA	93 dBA
Brake motor	✓	–
Suction connection	Ø 80 mm	Ø 40 mm
Drive	3kW 3 VAC	2,0kW 12VDC
Cutting blade	TM C 275 x 3 x 30	TM C 250 x 2 x 40
L x W x H (mm)	700 x 510 x 700	740 x 365 x 610
Weight	60 kg	29 kg
Accessories		
Bench	✓	✓
Suction device	✓	✓
UVC 36 Adapter	777.056	777.153
UVC 100 Adapter	330.082.3	330.083.3
Hose measuring tool	✓	✓
Foot for UMS 4 (840 mm height)	–	–
Hose guide 2000 mm (UHG 14)	✓	–

## Additional Information



Guide pins ensure straight cuts, which prolongs blade life.



Blades  
TM = plain  
TM G = slotted  
TM C = coated

## Cutting blades

### TM C, TM G and TM

High-quality cutting blades: TM C, TM G and TM.



### TM C

Lasts 7 times longer, cuts twice as fast, generates less smoke, less debris in the hose and less heat. Reduces the risk of separation of the rubber from the wire.





UNIFLEX hose cutting machines have been a synonym for the highest precision and robustness for many decades. The solid and compact tools distinguish themselves by their safe and high-quality cutting function. A distinct property is the positioning of the extraordinarily sharp cutting blades close to the powerful motors. This significantly reduces vibration – which is one of the reasons for extreme durability and low maintenance costs.



EM 6 M



EM 8 M



EM 8 P

**Unique drive motor with double bearings and large shaft**

- Reduce scrap with straight cuts
- More cuts between sharpening while increasing profits
- Less contamination in the shop and in the end product will result in more parts out the door and a better environment in the building
- Maximizes motor life, giving you the lowest cost of ownership in the market
- Cut faster and generate a more saleable product

**Quality steel blade**

- Long lasting German quality steel blades, lowering the cost of ownership

**Compact Design**

- Ideal for on-site service

**ECOLINE Version**

- High quality for those new to cutting

**CE compliant**

- Brake motor for safety
- Security shield

We reserve the right to make technical changes without notice. Options are machine parts that can only be ordered while buying the machine.

**Accessories**



UVC  
Suction device



UHG 14 + UHG 14 ext  
Hose-guide



Hose coiling reel UWT 2  
+ Hose measuring tool UMS 4



UAT 4  
Coiler



USH 4 +  
Hose rack



UMS 4 + 514.1  
Measuring device



329.1 (for EM 6 M) |  
323.1 (for EM 8)



513.1  
Plate for USH 4

**Standard**



330.1  
Spark arrester



EM 6 DC



EM 6 M



EM 6 P



EM 6 Ecoline



EM 8 M



EM 8 P

Technical data	EM 6 DC	EM 6 M	EM 6 P	EM 6 Ecoline	EM 8 M	EM 8 P
Production SAE R 13 & SAE R 15	–	1¼"	1¼"	–	1¼"	1¼"
Workshop SAE R 13 & SAE R 15	2"	2"	2"	2"	2"	2"
SAE R 12	2"	2"	2½"	2"	2½"	2½"
Industrial	2"	3"	3"	2"	4"	4"
Max. outside	Ø 75 mm	Ø 85 mm	Ø 90 mm	Ø 80 mm	Ø 120 mm	Ø 120 mm
Feed	manual	manual	pneumatic	manual	manual	pneumatic
Noise level	93 dBA	90 dBA	90 dBA	90 dBA	90 dBA	90 dBA
Brake motor	–	✓	✓	–	✓	✓
Suction connection	Ø 40 mm	Ø 60 mm	Ø 60 mm	Ø 80 mm	Ø 60 mm	Ø 60 mm
Drive	3,2 kW : 24 VDC	4,6 kW 3 VAC	4,6 kW 3 VAC	2,4 kW 1 VAC	4,6 kW 3 VAC	4,6 kW 3 VAC
Cutting blade	TM C 250 x 2 x 40	TM C 350 x 3 x 30	TM C 350 x 3 x 30	TM C 275 x 3 x 25,4	TM C 400 x 4 x 30	TM C 400 x 4 x 30
L x W x H (mm)	740 x 365 x 610	745 x 690 x 430	820 x 785 x 755	700 x 510 x 700	983 x 760 x 875	983 x 760 x 540
Weight	29 kg	75 kg	110 kg	45 kg	122 kg	140 kg
<b>Accessories</b>						
Bench	✓	✓	✓	✓	✓	✓
Suction device	✓	✓	✓	✓	✓	✓
UVC 36 Adapter	777.153	777.055	777.055	777.056	777.055	777.055
UVC 100 Adapter	330.083.3	330.081.3	330.081.3	330.082.3	330.081.3	330.081.3
Hose guide (UHG 14)	–	✓	✓	✓	✓	✓

## Additional Information



Guide pins ensure straight cuts, which prolongs EM 1 EM 2 blade life.



Blades  
TM = plain  
TM G = slotted  
TM C = coated

## Cutting blades

### TM C, TM G and TM

High-quality cutting blades:  
TM C, TM G and TM.



### TM C

Lasts 7 times longer, cuts twice as fast, generates less smoke, less debris in the hose and less heat. Reduces the risk of separation of the rubber from the wire.





The EM 115 and EM 120 are highly productive cutting machines. These machines are best suited for high volume manufacturing of 2" hoses along with workshop capability for 3" high pressure hose and 4" industrial hose.



EM 120



EM 115

### Unique drive motor with double bearings and large shaft

Reduce scrap with straight cuts

More cuts

Less contamination in the shop and in the end product will result in more parts out the door and a better environment in the building

Maximizes motor life, giving you the lowest cost of ownership in the market

Cut faster and generate a more saleable product

### Quality steel blade

Long lasting German quality steel blades, lowering the cost of ownership

### CE compliant

Brake motor for safety

Security shield

We reserve the right to make technical changes without notice. Options are machine parts that can only be ordered while buying the machine.

## Accessories



UHG 14 + UHG 14 ext  
Hose-guide



Hose coiling reel UW2  
+ Hose measuring tool UMS 4



UAT 4  
Coiler



USH 4 + 513.1  
Hose rack



UMS 4 + 514.1  
Measuring device



513.1  
Plate for USH 4

## Standard



330.2  
Spark arrester



EM 115



EM 120

Technical data	EM 115	EM 120
Production SAE R 13 & SAE R 15	2"	3"
Workshop SAE R 13 & SAE R 15	3"	4"
SAE R 12	3"	4"
Industrial	3"	4"
Max. outside	Ø 125 mm	Ø 140 mm
Feed/Control	pneumatic/pneumatic	electric/C.2 IPC
Noise level	80 dBA	80 dBA
Brake motor	✓	✓
Suction connection	Ø 100 mm	Ø 100 mm
Drive	7,5 kW 3 VAC	7,5 kW 3 VAC
Cutting blade	TM C 520 x 4 x 40	TM C 520 x 4 x 40
L x W x H (mm)	1 210 x 650 x 1 650	1 810 x 330 x 1 440
Weight	245 kg	350 kg
<b>Options</b>		
Bench	-	-
Suction device	UVC 100	UVC 100
UVC Adapter	-	-
Hose guide (UHG 14)	✓	✓



## Additional Information



Lateral guide rolls for guiding and positioning of the hose, for a better cutting quality.



Various bending points selectable for straighter cuts and relief of pinch on the blade.



Exchangeable guide (two sizes) for optimum positioning of different hose sizes. (EM 115 only)



Guide for perfectly centering hoses.

## Cutting blades

### TM C, TM G and TM

High-quality cutting blades: TM C, TM G and TM.



### TM C

Lasts 7 times longer, cuts twice as fast, generates less smoke, less debris in the hose and less heat. Reduces the risk of separation of the rubber from the wire.





FOR CORRUGATED METAL HOSES AND PTFE HOSES

Cutting results that often eliminate an additional step. This completely unique planetary cutting machine delivers almost scrap-free production with high efficiency. With a completely variable centering clamp system, all hose ODs to the maximum rating for the machine can be cut. Approximate cutting time is 25 seconds for 1¼" (ø DN 32).



USC 10 | USC 20

**Productive and ergonomic**

- No dramatic flaring of the stainless steel braid
- Reduces or eliminates time-consuming manual preparatory work, thereby increasing productivity and lowering costs
- Centering hose clamp system
- Shortest cut possible from 10 cm
- No wrapping/unwrapping with adhesive tape required
- Uses standard cutting blades

**Siemens Industrial Color Touch Panel**

- Clearly laid-out user-friendly software on a panel with a 6" color display screen
- Large article memory promotes productivity
- Reference run for optimal positioning of the cutting blade for cutting all hose diameters
- Programmable constriction time, cutting blade speed and cutting time allows for good results through a wide range of hose sizes and materials
- Monitoring of production by resettable total counter, batch size counter or daily cut counter

**CE compliant**

We reserve the right to make technical changes without notice. Options are machine parts that can only be ordered while buying the machine.

**Standard**

- Control C
- Belt Tension Tool
- Reference drive
- Total measurer
- Batch size measurer (resettable)
- Daily measurer (resettable)

**Accessories**



Option  
Small outside hose diameter (6-8 mm)  
325.8




5,7" display I  
Touch panel



325.3  
Hose guide



UHG 14 + UHG 14 ext  
Hose guide



Conventional machine



USC

USC 10 | USC 20 | USC 30

Technical data	USC 10	USC 20	USC 30
Cutting blade	TM 200 x 2 x 25,4 mm	TM 250 x 2 x 25,4 mm	TM 350 x 3 x 32 mm
Wire braid	2"	4"	6"
Hose diameter	Ø 3/8" - 2" (DN 10-51)	Ø 2" - 4" (DN 50-100)	Ø 4" - 6" (DN 100-150)
Max. rotation wire forming blade	7 200 rpm	7 200 rpm	4 100 rpm
Max. rotation trimming	60 rpm	60 rpm	30 rpm
Drive	4,6 kW 3 VAC	4,6 kW 3 VAC	5 kW 3 VAC
Air pressure	6 bar	6 bar	6 bar
Noise level	85 dB(A)	85 dB(A)	85 dB(A)
Working high	1 020	1 100	1 045
L x W x H (mm)	730 x 670 x 1 400	730 x 770 x 1 500	900 x 1 250 x 1 520
Weight	245 kg	340 kg	580 kg
Control Siemens S7	✓	✓	✓
Article memory	✓	✓	✓
Feed	pneumatic	pneumatic	pneumatic
Suction device*	standard	standard	standard
<b>Options</b>			
Hose guide (UHG 14)	✓	✓	

\* Adapter needed.

## Additional Information



Improved fixture for centering hose clamp. Longer, grooved rollers ensure a better grip.

**Planetary cutting machine** for corrugated metal hoses and PTFE hoses. The unique procedure enables quick and neat cutting of corrugated metal and PTFE hoses without flaring the other stainless steel braid.

- Eliminates flaring
- No more trimming
- Easily slip the ferrule into position
- Reduces assembly injuries
- Improves production efficiency
- Touch panel with memory (optional 5,7" display)
- Quick and easy set up
- Allows broader application range to now include PTFE hose



# Options and Accessories

For Cutting Machines.





### Suction device UVC 100

Suction device for all cutters

Suction: Ø 100 mm

Spark arrestor, Filter alarm

517.025: Active Carbon filter (Pellets)

517.012: Filter HEPA H 13

517.010: Wire filter

517.011: Cassette filter

Drive: 5,5kW 3 VAC

Nominal air flow: 8 600 m<sup>3</sup>/H

Noise level: 60 dB(A)

Option: Suction arm

UVC 100 Adapter:

330.083.3: Ø 40 mm, EM 1S, EM 3.2DC, EM 4 DC, EM 6 DC

330.081.3: Ø 60 mm, EM 8.3, EM 6.2

330.082.3: Ø 80 mm, EM 3, EM3 DC, EM6, EM 8, EM 8.2

L x B x H: 1 550 mm x 475 mm x 1 080 mm

Weight: 140 kg



### Suction device UVC 36

Suction device with spark arrestor  
(UVC S36-21 + UVC S36-FL)

UVC 36 Adapter

Art.

777.153: Ø 40 mm, EM 1S, EM 3.2DC, EM 4 DC, EM 6 DC

777.055: Ø 60 mm, EM 8.3, EM 6.2

777.056: Ø 80 mm, EM 3, EM3 DC, EM6, EM 8, EM 8.2

Nominal air flow: 216 m<sup>3</sup>/H

Noise level: 57 dB(A)



### UHG 14 + UHG 14 ext

UHG 14 Hose guide 2 000 mm and

UHG 14 ext. extension guide 1 000 mm

for all cutting machines



### 329.1 (for EM 6 M) | 323.1 (for EM 8)

Resettable cutting counter



### UWT 2 vs (optional UMS 4 + 514.1)

Electric driven hose coiling reel with foot pedal for easy winding and unwinding of hoses up to 1 1/4" optional with length measuring device incl. foot stand.

RPM per Pedal

0 to 61 RPM

Maximum Load 80 kg

L x W x H 800 x 900 x 1 600 mm

Weight 70 kg



### UMS 4 + 514.1 (floor stand)

Hose measuring tool up to 1 1/4", O1 OD Ø 65 mm can be mounted in front of the cutter or on a hose coiler.

Measures up to 999,99 m

tolerant 2 - 7%

L x W x H 250 x 260 x 120 mm

Weight 5 kg

Metric unit only



### 513.1 (Accessory)

Plate for USH 4



### Spark arrester

330.1 EM 1 to EM 8

330.2 EM 120 & EM115



**UAT 4**

Hose winder for storing hoses

Ø 1 200 mm

L x W x H 820 mm x 900 mm x 1 600 mm

Max. load 80 kg

Weight 70 kg

Center pin set up

Smallest Ø 277,5 mm

Biggest Ø 577,5 mm

**USH4-50**

Hose winder for the easy storage of your hydraulic hoses, up to seven levels.

cage-Ø outside/inside 820/760 mm

external dimension 1 000 mm

level high 310 mm

Cage ultimate load 80 kg

513.1:

Plate with fixing bolts

USH 4-5 Height 1 650 mm

**778.2**

Wheel option for TU-UWT

**TU**

Workbench for miscellaneous machines

(84 x 71 x 75 cm)

Max. load: 800 kg



# Skiving Machines

Easy to use and safe.



Internal & External Skiving

Simultaneous internal and external skiving in one operation.



Universal

For all types of hoses and fittings.



Ecoline

Value driven solution for less frequent use.



USM 2



USM 10



USM 10 S



USM 100



USM 150





The new skiving machine, with the fastest change-over time due to preset tools and simple locking pins. The USM 10 S skives internally from 5/8" up to 2" and externally from 3/16" - 2" dies, making this system the perfect solution.



USM 10 S  
With TU Table and tooling storage (USM 10 S TU package).

<b>User-friendly control improves efficiency</b>
Full concentration on the piece due to control via foot pedal
Big Makrolon® windows give a good overview
<b>Higher productivity due to quick change-over time</b>
Easy exchange of skiving tool using a locking pin
Preset tools save time. When switching from one size to another, just put in the preset skiving tool and in seconds you are skiving another size (USM 10 S)
<b>CE compliant</b>
Easy-open protective cover
Safety flap for injury-free working
Safe installation on the workbench



USM 2



USM 10


## Accessories



SSG  
Slitting tool – to keep the skiving chips short



TU - work bench



USM 10 S - PJ RKSTLS without mandrels



USM 10 S - 313.1 Set with 6 mandrels. Internal skiving mandrel.

We reserve the right to make technical changes without notice. Options are machine parts that can only be ordered while buying the machine.



USM 2



USM 10



USM 10 S

Technical data	USM 2	USM 10 Ecoline	USM 10	USM 10 S
Internal skiving	5/8" – 2"	5/8" – 2"	5/8" – 2"	5/8" – 2"
External skiving	3/16" – 2"	3/16" – 2"	3/16" – 2"	3/16" – 2"
Drive	Manual	0,37 kW (1~)	0,37 kW (3~)	0,37 kW (3~)
Type of application	Mobil	Workshop	Workshop	Workshop
Noise level	-	60 dBA	60 dBA	60 dBA
L x W x H (mm)	338 x 465 x 445	440 x 440 x 545	440 x 440 x 545	440 x 440 x 545
Weight	16 kg	35 kg	35 kg	35 kg
Tool revolution	-	110 rpm	110 rpm	110 rpm
Options				
Bench	✓	✓	✓	✓
SSG	✓	✓	✓	✓

Packages	
USM 2	+ external skiving mandrel (PJ_EXB 250- DN 05, 06, 08, 10, 12, 16, 19, 25, 31,38, 51) + internal skiving tool (UIS.2 DN 16, 19, 25, 31, 38, 51)
USM 10 ecoline/USM 10	+ external skiving mandrel (PJ_EXB 250- 05, 06, 08, 10, 12, 16, 19, 25, 31,38, 51) + internal skiving tool (UIS.2 DN 16, 19, 25, 31, 38, 51)
USM 10 S	with preset tools for fast and easy tool change with 11 external skiving tools (UES.3 - 05, 06, 08, 10, 12, 16, 19, 25, 31, 38, 51) + 313.1 (Set with 6 internal skiving tools - UIS.3- 16, 19, 25, 31, 38, 51) + tool rack (PJ_RKSTLS)
USM 10 S TU	+ TU same as USM 10 S package, additional: Machine and tool rack mounted on the UNIFLEX table TU

## Additional Information



Easy exchange of skiving tool using a locking pin on USM 10 S.



Skiving mandrels are manually adjustable.



Safety switch for riskless operation.



Easy adjustment of the skiving tool.



Blade adjustments for skiving depth need only to be made once for each hose dimension on the USM 10 S.




1 tool on the USM 10 Ecoline for all dimensions.





Internal and external skiving - efficient and clean!

The USM 100 is a machine that prepares hoses for assembly, and skiving can be done both internally and externally simultaneously. The USM 150 is a stable machine for skiving up to 5"-industrial and rotary hose. The double-skiving tool with reinforced mandrels can be controlled separately or simultaneously without changing the tool.



USM 100



USM 150

### User-friendly control improves efficiency

Full concentration on the piece due to control via foot pedal

Big Makrolon® windows give a good overview

Hose guiding system can be controlled manually

Easy access to scrap drawer

Simultaneous internal and external skiving

### Higher productivity due to quick change-over time

Easy exchange of skiving tool using a locking pin

Preset tools save time. When switching from one size to another, just put in the preset skiving tool and in seconds you are skiving another size.

### CE compliant

Easy-open protective cover

Safety flap for injury-free working

Safe installation on the workbench (USM 100)



We reserve the right to make technical changes without notice. Options are machine parts that can only be ordered while buying the machine.

## Package

Package USM 100

Machine

+ 5 internal skiving mandrels UIT Ø 20-Ø 25-Ø 31-Ø 38-Ø 51

+ 5 external skiving tools UOP 6,8,10,12,16

+ 5 external skiving tool holder (UOT 6 - 51)

+ 1 chuck (307.903)

+ SSG

Package USM 150

Machine

UIS - DN 50 to DN 125

UES - DN 50 to DN 125

## Standard



Simultaneous internal and external skiving. (USM 100)



USM 100



USM 150

Technical data	USM 100	USM 150 <span style="color: red; font-weight: bold;">NEW</span>
Internal skiving	¾" – 2½"	2" – 5"
External skiving	¼" – 2"	2" – 5"
Drive	1,2/1,8 kW (3 VAC)	4,4 kW (3 VAC), 7 bar (100 PSI)
Type of application	Production	Production
Noise level	60 dBA	60 dBA
L x W x H (mm)	780 x 620 x 550	2545 x 810 x 1500
Weight	70 kg	700 kg
Tool revolution	392 rpm/592 rpm	94 rpm
Accessories		
Bench	✓	–
SSG	Standard	✓
TU Table	✓	–

USM 150	
Internal Skiving	UIS 150 – DN 51, DN 63, DN 76, DN 89, DN 100, DN 125
External Skiving	UES 150 – DN 51, DN 63, DN 76, DN 89, DN 100, DN 125

USM 100	
Internal Skiving	UIT 12, UIT 20, UIT 25, UIT 32, UIT 40, UIT 50, UIT 12, UIT 60,
External Skiving	UOP 06, UOP 08, UOP 10, UOP 12, UOP 16, UOP 20, UOP 25, UOP 32, UOP 40, UOP 50,
Blade Holder	UOT 06 - 50, UOT 60

## Accessories



SSG Slitting tool – to keep the skiving chips short. Included with USM 100.



TU - work bench

## Additional Information



The SSG slitting tool shortens skiving chips.



Double skiving tool with hose.



Clamping and guiding unit with wheels for up to 5"-hoses.



# Nipple Inserter, Pin Prick

Simplify your production.




Universal

For all types of hoses and fittings.



Ecoline

Value driven solution for less frequent use.



UNE 10



UNE 115



PR 10



PR 12




PR 14





The UNE 10 and UNE 115 are high-performance tools for production and the workshop. These machines now permit fittings up to 3" to be inserted or extracted. Due to its innovative rapid tool sled, the insertion of 90 degree, 45 degree or straight fittings without changing tools is now simple and quick with the UNE 115.



UNE 10



UNE 115

### Ergonomic

Freely positionable foot pedal for clamping hose saves time and increases productivity – UNE 115

Liftable eyelets for easy positioning of the machine – UNE 115

### Easy handling

Universal hose clamping dies for all hose diameters – no change-over eliminates lengthy setup times

Axially adjustable clamping unit for all diameters prevents kinking of thin hoses for efficient operation

Individual clamping force adjustment for damage-free clamping and avoiding scrap

Zero maintenance reduces costs

Rapid sled for inserting curved and straight fittings without time-consuming exchange of fork sets saves time

### Safety compliant

Safety guards on all moving components

CE-compliant, robust UNIFLEX quality

## Standard


Established standard functions:

10 inserts for hose ferrules with bended tubes

(Ø 12, 15, 18, 22, 28, 34, 42, 54 mm

and one closed insert)





UNE 10



UNE 115

Technical data	UNE 10	Technical data	UNE 115
Max. nipple insertion (OD fitting, straight or elbow)	< 2**	Working range	< 3**
Force	5,1 kN (6 bar)	Hose max. outside	Ø 120 mm
Piston stroke	100 mm	Compressed air connection	8 bar
L x W x H (mm)	600 x 810 x 310	Insertion force	8 kN (8 bar)
Weight	35 kg	Clamping force	8 kN (8 bar)
Pneumatic air supply	7 bar/100 psi	Control	Foot pedal
		L x W x H (mm)	625 x 1 185 x 320
		Weight	100 kg
		Pneumatic air supply	8 bar/116 psi

\* According to the manufacturer.

#### 104.1150 standard set UNE 115:

103.100.4 gap application 8-14
103.101.4 gap application 16-22
103.102.4 gap application 24-27
103.103.4 gap application 31
103.104.4 gap application 37
103.105.4 gap application 39
103.106.4 gap application 43
103.107.4 gap application 58
103.108.4 limit plate
103.109.4 centering pin 5
103.110.4 centering pin 7
103.111.4 centering pin 10
103.112.4 centering pin 14
103.113.4 centering pin 19
103.114.4 centering pin 24
103.115.4 centering pin 29
103.116.4 centering pin 42
103.117.4 gap application 65
103.118.4 gap application 80
104.042.3 equipment blade
104.043 star knob

## Accessories



TU Table



778.2 hard rubber wheels set (4 pieces) - 2 incl. locking brake for TU

## Additional Information



Preloading Safety control coupled to foot pedal.



Secure clamping unit.



Axially adjustable clamping unit - prevents bending of small hose dimensions.



The use of gas hoses (e.g. compressed air, nitrate, etc.) requires perforating the outer layer. With low effort, the PR 10 / PR 12 / PR14 makes perforating the outer layer of hoses easy.

The established UNIFLEX quality gives you a precision tool to work with hoses up to an outer diameter of 100 mm.



PR 10



PR 12



PR 14

**Perforating with standards**

Constant and quick adjustments of the prick depth directly on the machine

Closable needles

Pricking from 4 sides simultaneously (PR 10/PR PB)

No injury to the pressure holder

**Compact construction and tried-and-tested technique**

Perforating of even 8 mm OD hoses is possible

Saves space

**User friendly**

Easy adjustment of hose dimensions

2, 3 or 4 wheels can perforate, depending on what is needed

Saves money

**No course of instruction needed**

**Patent solution vs. costs – PR PB**

No investments for additional machines

No maintenance

Saves time due to reproducible adjustments of the prick depths

Easy handling

We reserve the right to make technical changes without notice. Options are machine parts that can only be ordered while buying the machine.

**Perforating dies for crimpers**



- PR PB-232 F
- PR PB-237 G
- PR PB-266 P

Delivered in 4-piece sets

**Accessories**



505.1  
For PR12  
3 Wheel  
extension kit



PR 10



PR 12



PR 14



Technical data	PR 10	PR 12	PR 14
Working range	Ø 8 - 45 mm	Ø 8 - 55 mm	Ø 30 - 100 mm
L x W x H	290 x 150 x 330	270 x 200 x 400	400 x 265 x 565
Weight	~ 8 kg	~ 22 kg	~ 58 kg

Machine	PR PB	Hose Ø (0 - max. OD)	PR PB Intermediate die set
S6	PR PB 266 P	0 - 45 mm	/.
S6 ECOLINE	PR PB 266 P	0 - 45 mm	/.
HM290	PR PB 232 F	0 - 68 mm	/.
HM502	PR PB 232 F	0 - 70 mm	554.232 L
S8	PR PB 237 G	0 - 45 mm	/.
S8 ECOLINE	PR PB 237 G	0 - 45 mm	/.
S10	PR PB 237 G	0 - 45 mm	/.
S10 ECOLINE	PR PB 237 G	0 - 45 mm	/.
HM325	PR PB 237 G	0 - 70 mm	/.
HM375	PR PB 237 G	0 - 70 mm	/.
HM380	PR PB 237 G	0 - 70 mm	/.
HM420	PR PB 237 G	0 - 50 mm	245.237 L
HM480	PR PB 237 G	0 - 150 mm	245.237 L
HM485	PR PB 237 G	0 - 130 mm	245.237 L
HM660	PR PB 237 G	0 - 120 mm	245.237 L
HM1200	PR PB 237 G	0 - 120 mm	245.237 L
HM665	PR PB 237 G	0 - 120 mm	245.237 L



PR PB

## Additional Information



Constant prick depth



Side view



With perforating wheels

### Double Prick Wheels

- Straight perforation
- No twisting of hoses

### Adjustments

- Perfect hose guidance and centration
- Optimal adjustment of hose dimensions

### Compact construction

- With minimum space requirements
- Mobile usage possible



# Marking and Bending Machines

Easy handling, rugged design, reliable operation.



Universal

For all types of hoses and fittings.



Ecoline

Value driven solution for less frequent use.




UIM 10



UP 10 Ecoline



UP 15



UP 115



UBM 6-20 M



UNT 6



UNT 10



Use of marked hoses improves safety. The UIM 10 is a low-cost insert marking tool for up to 2" hoses. The marking can be repeated exactly. In order to assure to skive the proper length or the fitting is inserted properly.

You can mark up to 700 hoses in an hour. This means you can manually mark hoses three times faster with a lot more precision.



Stamp Pad:	Cartridges:	Solvent:
515.027.4	515.1 White 515.1 Black 515.1 Red 515.1 Yellow 515.1 Blue	515.1 Solvent

### Amortisation

Amortisation reached after 20 hours or 14,000 hoses

Minimum space requirements and easy handling make long trainings or otherwise costly stationaries needless

Reduction of discard through exact positioning of hoses and tools

Time and cost saving positioning of the tools increases productivity and profitability

### Low maintenance costs

Pressure stamps for marking the ends of hoses with ink cartridges especially made for this work, prepared not to dry out

One ink cartridge lasts for approx. 10,000 markings

### Technical innovations for steady quality

Pneumatic activation of the stamp

Clean markings

Exact and stable markings in each repetition

### CE conformity



UIM 10

Technical data	UIM 10
Working range	2" (up to DN50)
Marking depth	10 - 150 mm
Production time max.	700/h
Air Pressure	5 bar (72,5 PSI)
L x W x H (mm)	330 x 190 x 313
Weight (kg)	4,5


UNIFLEX insert – marking tool (ferrule position marking) Increases productivity and improves safety in hose sizes up to 2".



## Additional Information



Mark hoses precisely and quickly with the UIM 10.



Optimal marking process





The UNIFLEX marking tool UP 10 Ecoline/UP 15 has a compact table construction. The European safety regulations DIN20066-2012-10, EN853, 854, 856, 857 stipulate that hose lines have to be marked indelibly with the manufacturer code, the assembling date and the max. pressure, e.g: XX\_YY/MM\_330 bar. This embossing will also allow you to indicate who produced the hose line and when. This is helpful information in the case of warranty claim. The new and compact UNIFLEX marking tool UP 10 Ecoline is a precise and easy-to-handle tool. The robust technology and low maintenance makes it a perfect machine for mobile operations or workshops.



UP 10 Ecoline



UP 15

### Compact Design

Compact for mobile usage, standard with a 1-row marking tool

### User friendly

Easy height adjustments possible

Precise and robust technique

Easy handling and adjustments

Low maintenance

### ECOLINE Version

High quality for those new workshops



UP 115

## Package

UP 10 Package =  
UP 10 Ecoline + UPTS 10

UP 15 Package  
UP15 + UPTS 100

UP 115 PBHC Package =  
UP 115 + UPTS 100

506.050.3  
506.080

### UP 10 Ecoline Package: UPTS 10

Marking Type Set:

Letters: 1x A, B, I, N, R, S, /, 2x P, 10x space,  
4x letter of own choice  
4 mm high/2,5 mm width

Numbers: 6 x 1; 5 x 2,3,4,5; 4 x 6; 3 x 7,8,9; 4 x 0  
wild character 1 x 504.033.4 (5-fold) +  
504.034.4 (10-fold)

Neutral: Brush, Tweezers, Mirror

### UP 115 Package: UPTS 100

Marking Type Set:

Letters: 1x A, B, I, N, R, S, /, 2x P, 10x space,  
4x letter of own choice  
3 mm high/2 mm width

Numbers: 6 x 1; 5 x 2,3,4,5; 4 x 6; 3 x 7,8,9; 4 x 0

Neutral: Brush, Tweezers, Mirror



UP 10 Ecoline

UP 15


UP 115\*\*

Technical data	UP 10 Ecoline	UP 15	UP 115
Marking area	Ø 12 - 80 mm	Ø 11,5 - 90 mm	Ø 11,5 - 100 mm
Marking depth	~ 0,5 mm	~ 0,5 mm	~ 0,5 mm
Insertable steel type	25 pieces	30 pieces*	30 pieces*
Drive	Manual	Manual	Pneumatic 7 bar (98 PSI)
L x W x H (mm)	285 x 265 x 410	272 x 200 x 750	625 x 465 x 325
Weight (kg)	10	35	48

Marking depth depends on the adjustment of the marking roll.

\* Depending on the type holder.

\*\* Not for 1 piece fitting



UP 115 closed

## Accessories



504.003

Additional type holder for UP 10 ecoline. Simple change between different markings. 25 types.



506.060.3

Type holder for UP 115. Single row, 13 characters, 4 number type wheels and bar/psi stamp.

508.1003.3

UP 15



508.7001

Counter for UP 15



506.090

Counter for UP 115



506.050.3

Type holder for UP 115. Double row, 15 characters each.

508.1002.3

UP 15



506.080

Height Setting Display for UP 115.

## Standard UP 115

The UBM 6-20 M is a universal bending device for steel pipes up to 20 mm OD. It comes with a set of bending rolls for common applications.

An integrated scale for angle detection helps you to reach the required pipe dimension in only one work step. The telescopic lever keeps the operator's forces low when bending rigid pipes.

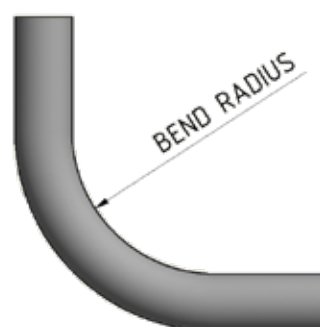


<b>Compact design</b>
Compact for mobile usage
Standard with a set of 9 bendings rolls
<b>User friendly</b>
Easy handling
Simple adjustment
Wide workpiece range
<b>Innovative design</b>
Angle scale included
Telescopic lever

## UBM 6-20 M

Technical data	UBM 6-20 M
Working range	OD Ø 6-20 mm
Bending radius (mm)	19 - 40
Drive	Manual
L x W x H (mm)	870 x 170 x 130
Weight (kg)	15

Bendings rolls	Tube OD (mm)	Bending radius (mm)
121.010.3	6	R19
024.3	8	R19
011.3	10	R21
025.3	12	R21
012.3	14	R22
013.3	15	R28
014.3	16	R30
015.3	18	R35
016.3	20	R40



UNT 6 and UNT 10 are reliable machines for the production of reusable hose assemblies, insertion of high pressure fittings or even to use with a skiving tool.




UNT 6



UNT 10

Technical data	UNT 6	UNT 10
Maximum Hex or hose diameter	40 mm (1,57")	100 mm (4")
Maximum travel distance	500 mm (19,68")	300 mm (11,81")
Clamping Jaw	7 - 55 mm (0,02" - 2,16")	12 - 17 mm (0,47" - 0,67") 17 - 46 mm (0,67" - 1,81") 46 - 80 mm (1,81" - 3,15")
Drive	1,5/3,6 kW 3 VAC	1,5/3,6 kW 3 VAC
Motor rotation (RNP)	101/207	101/207
Noise level	70 dBA	70 dBA
L x W x H (mm)	1 600 x 550 x 850	1 600 x 550 x 850
Weight (kg)	176,5	223



## Standard



Foot pedal



Security Cover (UNT 6)



# Test Benches & Cleaning Machines

Reliable, clean and eco-friendly.



Universal

For all types of hoses and fittings.



Ecoline

Value driven solution for less frequent use.



Integrated Tank

Saves work space and is quiet.



P 160 Ecoline



P 160



P 250



P 300



P 350



RG 2



RG 10







Hose lines that cannot withstand the high pressure for which they are designed can cause serious damage, resulting in high costs - often higher than the price of a test bench. Why take a risk that can be easily avoided?

By testing the quality of your products, you opt for safety. The P 160 or P 160 Ecoline workshop test benches allow for the efficient and safe final inspection and testing of hose lines. They are easy to operate and quickly become part of your routine procedures.



P 160



P 160 Ecoline

**Quality and safety**

Fully enclosed test chamber

Also suitable for static pressure testing of various hydraulic components such as valves, hydraulic cylinders, housings, quick-release couplings, etc.

Safety valve – when the hood is opened, all pressure is automatically released within 1/10 second

Hood with gas springs and transparent Makrolon® safety pane

Environmentally friendly test medium (water-oil emulsion)

Easy and safe to operate

Test bench can be retrofitted with extension element (P 160)

Logging software/printer available as optional equipment (Control B+ Touch) (P 160)

Compressed air filter with condenser

**Innovative technology for fast processing**

Parts to be tested (hose lines) can be inserted quickly by means of our Steck-O-System and without any time-consuming preparation or modifications to the tank

Fast filling and automatic pressure release of tested parts

**CE compliant**


Hood with gas springs and transparent Makrolon® safety pane

We reserve the right to make technical changes without notice. Options are machine parts that can only be ordered while buying the machine.

**Package**

- P 160 Package/
- P 160 Ecoline Package
- Machine
- + Steck-O-Adapter metric 405.901
- + Steck-O-Adapter imperial 405.902
- + Anticorrosion additive EM CO - 18 kg

**Standard**



Steck-O-System

**Accessories**



4 Steck-O-Adapter 405.6.

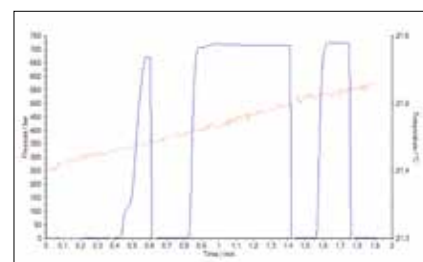


P 160 Ecoline

P 160


Technical data	P 160 Ecoline	P 160
Test pressure	150 - 1 300 bar	150 - 1 300 bar
Drive	Intensifier	Intensifier
Flow	1,1 L/min	1,1 L/min
Capacity	7 bar, 20 NI/min	7 bar, 20 NI/min
Tank dimensions	1 200 x 600 x 250 mm	1 590 x 795 x 370 mm
Test bench dimensions	1 400 x 600 x 1 200 mm	2 210 x 950 x 1 325 mm
Reservoir capacity	33 L	100 L
Colour	RAL 5012 Blue	RAL 5012 Blue, RAL 7021 Grey
Weight	120 kg empty	210 kg empty
Noise level	72 dBA	72 dBA
Accessories		
Suction filter	✓	✓
Air preparation unit	✓	✓
Steck-O-Adapter (s-series only)	DN 4/6/8/10/12/ G 1/2" 405.901	DN 4/6/8/10/12/ G 1/2" 405.901
Steck-O-Adapter (s-series only)	R 1/4"/ 3/8"/ 1/2"/ 3/4"/ G 1/2" 405.902	R 1/4"/ 3/8"/ 1/2"/ 3/4"/ G 1/2" 405.902
Anticorrosion additive	EM 10 I	EM 10 I
Options		
Alternative drive only with pre filling pump 405.904/405.914	-	0,38 kW, 400V 50Hz 3Ph
High pressure* (Steck-O-System not available)	-	150 - 3 000 bar
Low pressure*	-	20 - 1 300 bar

\* Only one of the two options possible.



UPP Protokoll

## Options



Control B + Touch (only for P 160)




The P 160 is also available in stainless steel



P 160 extension element  
407.3150: Total chamber length 3 600 mm  
407.3250: Total chamber length 4 400 mm



UPP Pressure Sensor for test benches.



## Additional Information



Steck-O-System:

- Clean, quick and reliable connection
- Push-in system for easy assembly
- Ample space in chamber
- Adapter for fast connection



The P 250 Test Bench with Control C.2 IPC is a new modular test bench that can be adapted to your needs. It offers the possibility to test with Steck-o, Hand or Hydraulic quick cone system. You can also install a Euro Pallet inside. The Chamber also accepts a non-end extension if you prefer to test a hose lengthwise. The controller offers all parameters for a fully automatic test, with visualization of the pressure and may other features but also connectivity to your server or other machine in line with industry 4.0.



P 250

**Quality and safety**

- Fully enclosed test chamber
- Also suitable for static pressure testing of various hydraulic components such as valves, hydraulic cylinders, housings, quick-release couplings, etc.
- Safety switch - when the hood is opened, all pressure is automatically released within 1/10 second
- Environmentally friendly test medium (water-oil emulsion)
- Easy and safe to operate
- Quick changeover between automated and manual setup mode
- Test bench can be retrofitted with extension element
- Up to 120 tests per hour for a max. length of 2 500 mm (DN 12-800 mm)

**Innovative documentation management**

- Time-saving product parameter memory
- Proper documentation and controlling
- Test reports printed on printer (optional)

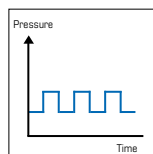
**CE compliant**

- Hood with gas springs and transparent Makrolon® safety pane

We reserve the right to make technical changes without notice. Options are machine parts that can only be ordered while buying the machine.

**Package**

- P 250 Machine
- + Steck-O-Adapter 414.1000
- + Anticorrosion additive EM CO - 18 kg



Dynamic test.



Steck-O-4 Fach




Hand clamping cone





P 250

**Steck-O adapter and screw connection:**

1 x Steck-O up to 1500 bar:	414.1000
4 x Steck-O up to 1500 bar:	414.1012
1 x Screw connection up to 1500 bar:	414.1001
4 x Screw connection up to 1500 bar:	414.1011
1 x Screw connection up to 3000 bar:	414.1008
4 x Screw connection up to 3000 bar:	414.1013

**Fast clamping system:**

1 x Hand clamping cone up to 1500 bar:	414.1002
3 x Hand clamping cone up to 1500 bar:	414.1032
1 x Hand clamping cone up to 3000 bar:	414.1005
3 x Hand clamping cone up to 3000 bar:	414.1035
1 x Hydraulic clamping cone up to 1500 bar:	414.1003
3 x Hydraulic clamping cone up to 1500 bar:	414.1033
1 x Hydraulic clamping cone up to 3000 bar:	414.1004
3 x Hydraulic clamping cone up to 3000 bar:	414.1034

Technical data	P 250
Test pressure	150 - 1 500 bar
Control	C.2 IPC
Drive	Intensifier
Flow rate (effectively)	7,5 L/min
Air supply	7 bar, 60 NI/min
Tank dimensions	2 194 x 890 x 470 mm
Test bench dimensions	2 700 x 1 450 x 1 550 mm
Reservoir capacity	120 L
Loading	250 kg
Weight	570 kg
Noise level	75 dBA
Electrical connection	3 VAC
Options	
High pressure	150 - 3 000 bar
Low pressure	20 - 1 500 bar
Stainless steel tank	✓
Extended version on request L x W x H (mm) Weight	2 220 x 1 000 x 1 400 420 kg

**Tank Extension n°: 414.2100.0**

Extension kit 1 x Steck-O:	414.1290
Extension kit 1 x Screw connection up to 1500 bar:	414.1290
Extension kit 1 x Screw connection up to 3000 bar:	414.1208
Extension kit 1 x Hand clamping cone up to 1500 bar:	414.1202
Extension kit 3 x Hand clamping cone up to 1500 bar:	414.1232
Extension kit 1 x Hand clamping cone up to 3000 bar:	414.1205
Extension kit 3 x Hand clamping cone up to 3000 bar:	414.1235
Extension kit 1 x Hydraulic clamping cone up to 1500 bar:	414.1203
Extension kit 3 x Hydraulic clamping cone up to 1500 bar:	414.1233
Extension kit 1 x Hydraulic clamping cone up to 3000 bar:	414.1204
Extension kit 3 x Hydraulic clamping cone up to 3000 bar:	414.1234



Hand quick cone system



Hydraulic quick cone system



Different cones

Extension of quick system  
to 3 linesBarcode Scanner  
BCR CTR2C-Kit





With the P 300, you can perform precision tests of hoses of up to 2 500 mm in length and with pressures up to 1 000 bar. Test up to 120 hoses per hour, making use of 4 parallel test lines and our quick-clamping system. You can choose between automated and manual setup mode. Our P 350 test bench unifies our years of experience with your advanced requirements for special hose equipment. The extra-large test chamber gives you the space you need for your challenge. Pallets with hoses as well as large, heavy hose coils can be easily supplied to the chamber by forklift. Hose samples are connected easily with adapter hose and quick connection to pressure ports.



P 300



P 300 Aggregate



P 350

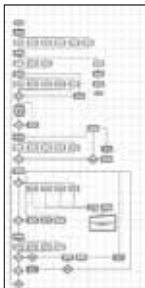
**Innovation and quality**

- 4 parallel test lines
- Combination of two test chambers (mirror arrangement) (optional)
- Fast workflow thanks to separately running test chambers (for alternate setup and testing)
- Quick-clamping system holding up to 4 hoses for parallel testing with customized settings
- Internal lighting system, adjustable machine feet and top-quality internal gear pump
- Quick changeover between automated and manual setup mode
- Separate portable power aggregate (with 2 m connecting hoses)
- Max. hose length 2 500 mm

**Safety and CE conformity**

- Automatic closing of test chamber (P 300)
- Large inspection window made with transparent Makrolon®
- Display for bubble-free flooding on aggregate
- Customisable test logs and reports (for storage and printing)

**Control C.2: Accessories**



Customized software



Barcode scanner

**Options**



P 300 Aggregate - 2 NVA Control Unit for two test chambers



- 409.1 Deventilation of residual pressure
- 409.2 Manual door closing for tight circuit
- 409.3 Low pressure 50-1000 bar




P 300



P 350

Technical data	P 300	P 350	Standard P 300
Test pressure	150 - 1 000 bar	150 - 1 000 bar	Sealing cone set
Control	C.2 IPC	C.2 IPC	USB interface/port
Drive	Diaphragm pump + Intensifier	Diaphragm pump + Intensifier	Pressure filter 12 µm
Flow rate (effectively)	5 L/min	12.5 L/min	Return filter 12 µm
Tank dimensions open/ closed	3 750 x 2 400 x 870 mm/ 3 750 x 1 450 x 870 mm	P 350 Container: External: 2 100 x 2 170 x 2 650 mm Internal: 1 950 x 1 950 x 2 200 mm P 350_Chamber-3 600: External: 4 100 x 950 x 1 325 mm Internal: 3 600 x 795 x 370 mm	Compressed air maintenance unit
Aggregate dimensions	830 x 740 x 1 340 mm	850 x 1 390 x 810 mm	<b>Standard P 350</b>
Reservoir capacity	120 L	P 350 Container: 1040 L, P 350_Chamber-3600: 330 L	Quick connector set (SSKV)
Colour	RAL 5012 Blue, RAL 7021 Grey	RAL 5012 blue/RAL 7021 grey/RAL 9002 grey-white	Automatic pressure control
Weight of tank	1 000 kg (empty)	P 350 Container: 650 kg P 350_Chamber-3 600: 390 kg	Pressure filter 5 µm
Weight of power unit	210 kg (empty)	210 kg	Suction filter 100 µm
Noise level	75 dBA	75 dBA	Anticorrosion additive EM 10 L
Max. hose length	up to 2 500 mm		Fluid flow inspection glass
Test medium	Water-oil emulsion EM CO-18 kg	Water-oil emulsion EM CO-18 kg	Integrated tank
<b>Accessories</b>			
Pressure + return filter	✓	✓	
Air preparation unit	✓	✓	
Sealing cone set	✓	✓	
<b>Options</b>			
Second chambers are possible	✓	✓	



2 clamping discs per head, catering to various diameters (OD 8-42 mm).

For hose assembly up to DN 19 (3/4"). Other sizes on demand.

## Additional Information



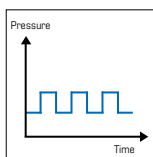
Sealing cone set (standard), DN 2.5 - 22 mm, 6 cones.



The height of the P 300 can be adjusted.



Axially adjustable quick-change system with adjustable rotating head.



Dynamic test.

- Rapid hose clamping system for the admission of up to four hoses with simultaneous checking (variable setting)
- Parallel test lines – four test lines per chamber
- Automatic starting of the given pressure values
- Two test chambers are possible – mirroring (one is loaded while a second chamber is testing)
- Test chamber standard size 3 600 mm
- Depending on different factors (flooding time, length + diameter of the hoses) you can test approx. 120 hoses per hour
- Adjustable height
- Fitting cones 3/4" (DN 2,5 – 22 mm) easy to change via simple unlinking (6 different cone sizes are available in standard package)



UNIFLEX cleaning machines effectively remove residue and scale from hose cutting, crimping and press fitting.



RG 10




RG 2

We reserve the right to make technical changes without notice. Options are machine parts that can only be ordered while buying the machine.

## Package

RG 10 or RG 2  
 Hakapur 21,5 L Cleaning Agent  
 Flushing Cone Ø 4 and Ø 8 mm (0,15" and 0,31")

## Accessories



Flushing cone  
 SK 3802.4  
 Ø 2 mm (0,08")



Suction filter  
 400.031: RG 2  
 UJ\_30.10.02: RG 10



Pressure filter  
 600.901 5 µm




RG 2



RG 10

Technical data	RG 2	RG 10
Drive	Diaphragm pump, 7 bar Air	Diaphragm pump, 7 bar Air
Maximum flow rate	25 l/min	180 l/min
Pressure filter	5 µm	10 µm
Air filter	5 µm	5 µm
Max. air consumption	100 NI/min	250 NI/min
Working range	up to 1¼" ID	up to 2" ID
Max. length, depending on bore size	2,5 m/8 feet	20 m/65 feet
Tank capacity	38 L	215 L
Working area	350 x 750	800 x 1 600
Cleaning agent	Non-toxic and corrosion-free emulsion, water based.	Non-toxic and corrosion-free emulsion, water based.
L x W x H (mm)	960 x 435 x 940	2 000 x 840 x 1 050
Weight (empty)	55 kg	160 kg
<b>Accessories</b>		
Hakapur 21,5 L - RG 2+RG 10 - concentrated cleaning agent		
PJ_30.10.76 - RG 10 - Pressure filter cartridge 5 µm		
PJ_30.10.60 - RG 10 - Pressure filter cartridge 10 µm		
600.4 - RG 2 - Filter cartridge 5 µm		
600.5 - RG 2 - Filter cartridge 12 µm		



UNIFLEX cleaning machines effectively remove residue and scale from hose cutting, crimping and press fitting.





# Special Equipment

Solutions for every requirement.



Universal

For all types of hoses and fittings.



Greaseless

Slide bearings on the crimp tool improve efficiency up to 20%, reduce friction and help keep the tool free of contaminants.



Environment friendly

Engineered to last.



KS 6 | KS 8 | KS 10



HMC 1-25 | HMC 1-30



HM 245



HM 380 | HM 480  
HM 660 | HM 1200




HMC 12-2000



ITM 300





The UNIFLEX KS 6, KS 8 and KS 10 are designed for precision crimping and calibration.



KS 6, KS 8, KS 10

**High-level components and system solutions**

**Slide bearing technology**


- Grease-free for extra cleanliness and prolonged service life
- Maximised productivity at very low operating costs
- Chips brush off easily, minimising tool wear
- Clean machining area
- Reduces crimping force loss by up to 20%
- High process stability and reproducible accuracy

**CE compliant**

We reserve the right to make technical changes without notice. Options are machine parts that can only be ordered while buying the machine.

**Standard – Pressure Force Monitoring**

PFM – Standard on all machines with Control C.2



Quality-enhancing option for series production. With PFM, the upper and lower pressure limits can be set by adjusting the tolerance values obtained from test pressing. Pressures outside these limits are output as errors. It is possible to let the machine switch off at a fixed upper or lower limit, thereby obtaining a higher process safety. This way you can display and record combinations of incorrect hose and fittings, skipped work stage, such as skiving of the hose or a poorly positioned hose-fitting connection. Achieve integrated quality control without any additional effort.

**Standard**



PS Double foot pedal



KS 6, KS 8, KS 10

Technical data	KS 6	KS 8	KS 10
Crimp force (kN/Ton)	500/50	800/80	1 800/180
No grease: 20% less friction	✓	✓	✓
Control	Control C.2	Control C.2	Control C.2
Max. crimping range	55 mm	139 mm	139 mm
Opening	+25 mm	+45 mm	+45 mm
Opening without dies	95 mm	190 mm	190 mm
Type of dies	PBK 239	PBK 237	PBK 237
Speed (mm/sec)			
Close	12	7	3,5
Crimp	12	7	3,5
Open	30	15	6
Noise level	58 dBA	58 dBA	58 dBA
Drive	5,5 kW 3 VAC	5,5 kW 3 VAC	5,5 kW 3 VAC
Oil	80 L	80 L	80 L
L x W x H (mm)	1 000 x 1 000 x 1 700	1 000 x 1 000 x 1 700	1 000 x 1 000 x 1 700
Weight	470 kg	570 kg	570 kg

## Type of dies

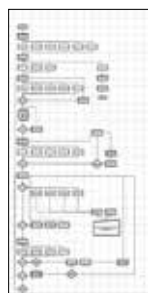
Ø mm	PBK 239		PBK 237	
	mm	mm	mm	mm
12	3	3		
14	3	3		
16	4	4		
19	4	4		
22	4,5	4,5		
24	4,5	4,5		
26	4,5	4,5		
28	4,5	4,5		
32	5	5		
36	5	5		
40	5	5		
44	5	5		
47	5	5		
50			5	
54			5	
57			5	
62			5	
67			5	
71			5	
74			5	
78			5	
84			5	
86			5	
90			5	
96			5	
103			5	
106			5	

## Accessories

## Control C.2: Accessories



OC KS6/KS8 MVA



Customized software



Electronic caliper



Calibration mandrel



Barcode scanner

UTS/UDL  
Data transferULS  
UNIFLEX label system807.2  
Screen protector



Press designed specifically for the production of automotive hoses. A good example for such a tailor-made solution is the HMC 1-25, HMC 1-30 and HM 245 with C-shaped crimping tool designed for radial insertion of complex hose lines. This special press is an ergonomically designed, low-noise machine that requires no lubrication. It has been specifically devised for the production of hoses for the automotive industry, offering outstanding press forces and precision. With PFC and other optional features, you can adjust the press force to process materials that are easily damaged, producing strong and lasting connections without any need for gluing, screwing or welding.



HMC 1-25 | HMC 1-30

HMC 245

<b>Innovative design with C-shaped crimping tools</b>
Compact dies for easy crimping of 90° elbow fittings
Radial workpiece insertion
<b>High-level components and system solutions</b>
Quality pumps designed for low-noise operation
<b>Slide bearing technology</b>
Optimised productivity with minimum maintenance costs
Reduces crimping force loss by up to 20%
Grease-free for extra cleanliness and prolonged service life
No greasy dirt deposits
<b>New Control C user interface</b>
Touch control screen
Programmable crimp dimensions and pressure measurement
Large product memory for efficient production management
HID compliant
<b>CE compliant</b>

We reserve the right to make technical changes without notice. Options are machine parts that can only be ordered while buying the machine.


## Package

HMC 1-25 | HMC 1-30  
 Package = Machine  
 + PB Ø 17, 20, 24, 28, 32, 40, 44, 50

HM 245  
 Package = Machine  
 + PB Ø 17, 20, 24, 28, 32, 40, 44, 50

## Standard – Pressure Force Monitoring

**PFM – Standard on all machines with Control C.2**



Quality-enhancing option for series production. With PFM, the upper and lower pressure limits can be set by adjusting the tolerance values obtained from test pressing. Pressures outside these limits are output as errors. It is possible to let the machine switch off at a fixed upper or lower limit, thereby obtaining a higher process safety. This way you can display and record combinations of incorrect hose and fittings, skipped work stage, such as skiving of the hose or a poorly positioned hose-fitting connection. Achieve integrated quality control without any additional effort.



HMC 1-25 | HMC 1-30

HM 245

Technical data	HMC 1-25	HMC 1-30	HM 245
Crimp force (kN/Ton)	250/25	300/30	750/75
No grease: 20% less friction	✓	✓	✓
Control	Control C.2	Control C.2	Control C.2
SAE R 12* 1 piece fitting			1"
SAE R 12* 2 piece fitting			¾"
Industry	1"	1"	1"
Max. crimping range	70 mm	70 mm	70 mm
Radial opening			75 mm
Opening without dies	90 mm	90 mm	105 mm
Type of dies	239	239	239
Speed (mm/sec)			
Close	30	30	27
Crimp	5	5	5
Open	50	50	30
Noise level	< 80 dBA	< 80 dBA	53 dBA
Drive	4 kW	4 kW	4,0 kW
Oil	100 L	100 L	100 L
L x W x H (mm)	650 x 590 x 1 700	650 x 590 x 1 700	1 020 x 950 x 1 450
Weight	320 kg	320 kg	610 kg

\* According to the fitting.

Additional Information




Radial insertion of workpieces, catering even to 90° bends.



Sliding table with handle.



Double head system.



Constant axial centre when crimping jaws are closed.

Type of dies  
(HMC 1-15 HMC 1-25 | HMC 1-30)

239 - 38	
Ø mm	mm
6,8	38
9	38
10	38
12	38
14	38
16	38
17	38
19	38
20	38
22	38
24	38
26	38
28	38
30	38
31	38
32	38
34	38
36	38
38	38
39	38
40	38
44	38
47	38
50	38
54	38
57	38
62	38

Type of dies  
(HM 245)

239	
Ø mm	mm
6,8	50
9	50
10	50
12	50
14	60
16	60
17	60
19	60
20	60
22	60
24	60
26	75
28	75
30	75
31	75
32	75
34	75
36	75
38	75
39	75
40	75
44	75
47	75
50	75
54	75
57	75
62	75

Accessories

Control C.2: Accessories



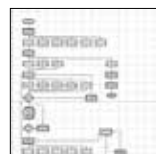
PTS Die marking



OC HM 3xx/HM 245



Sliding table with handle



Customized software



Electronic caliper



Calibration mandrel



Barcode scanner



LUF



PS.2 Double foot pedal



UTS/UDL Data transfer



ULS UNIFLEX label system



807.2 Screen protector



Our production crimper models HM 380, HM 480, HM 495, HM 660, HM 665 and HM 1200 are ideal for the crimping of insulators, cables, steel ropes and reinforcing steel elements.



HM 665

### High-level components and system solutions

HiLo cylinder - for enhanced power without extra heat/risk of overheating

Compact ergonomic design

Large basic jaws suitable for the crimping of virtually any fitting type

Lateral reinforcement for optimised product quality

Low-noise operation thanks to special pumps

### Fixed 6-o'clock die

For force-free and accurate workpiece positioning

Enhanced productivity

Improved workplace safety and less stress for operating personnel

### Slide bearing technology

Grease-free for extra cleanliness and prolonged service life

Maximised productivity at very low operating costs

Chips brush off easily, minimising tool wear

Hoses remain grease-free

- Ideal for hoses designed for the food or pharmaceutical industry
- Reduced tool wear


Reduces crimping force loss by up to 20%

High process stability and reproducible accuracy

### CE compliant

## Standard

### PFM – Standard on all machines with Control C.2



Quality-enhancing option for series production. With PFM, the upper and lower pressure limits can be set by adjusting the tolerance values obtained from test pressing. Pressures outside these limits are output as errors. It is possible to let the machine switch off at a fixed upper or lower limit, thereby obtaining a higher process safety. This way you can display and record combinations of incorrect hose and fittings, skipped work stage, such as skiving of the hose or a poorly positioned hose-fitting connection. Achieve integrated quality control without any additional effort.




HM 380 | HM 480  
HM 660 | HM 1200




(Cooper-) Cable



Rebar fasteners




Insulator



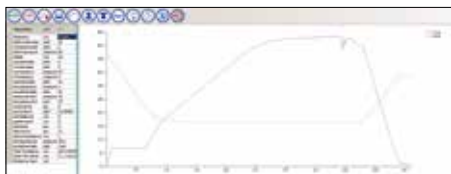
Heater



Aircon hose

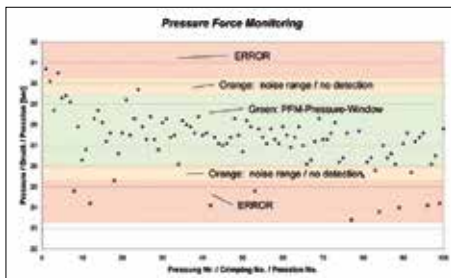


Special dies for forming tubes with square or round ends.



Option: PFC

PFC (Pressure Force Control) makes it possible to crimp pressure-sensitive work pieces, such as fiberglass insulators, resulting in a stable connection that will endure extreme forces. PFC is based on the adjustability of the applied crimp force to take into account the individual material characteristics. This secures the highest quality of your products – without having to glue, screw or weld! It is a special demand for a machine crimping with PFC. To find the ideal crimper for you, please contact your local UNIFLEX salesperson.



Standard: PFM

PFM gives you the option to achieve a substantial quality improvement - for a comparatively small investment of time and money. Here is how it works: After each crimp process with the PFM-Option the reached crimp value is shown. From these measures, the start values for the upper or lower pressure limit can be determined. During each crimp process, the permanently measured crimp value is compared to the entered limits. If this exceeds the set limits, an error message is shown. At the end of the crimp process, it is tested once more if the minimal pressure has been reached. In the case of an error, the operator has the option to check the workpiece thoroughly and to correct any sources of the error. During a detailed examination with the PFM-option, the quality of a production process was increased from 97.8% to 99.7%. The UNIFLEX PFM option revealed that 2% of all produced parts had defects, thus preventing these defective parts from being delivered to customers.



Accessories: UTS/UDL

UTS enables a comfortable article entry via a PC. The data can be entered in a set MS Excel-sheet and be transferred with UTS to the Control C.2. Therefore, it is possible to compare the data from a number of machines, provide documentation and backup in one go. All crimpings can be documented with UTS, especially with the PFM option, which saves the pressure value as an additional parameter.

## Accessories

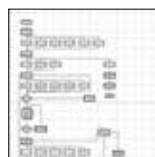
## Control C.2: Accessories



PTS Die marking



OC HM 3xx/HM 245



Customized software



Electronic caliper



Calibration mandrel



Barcode scanner



TA (A)  
Depth stop



Multistep included with Control C.2



DMS 239 C



LUF



PS.2 Double foot pedal



RFID



DMS



ULS UNIFLEX label system



807.2 Screen protector




Crimping by Pressure included with Control C.2



Stability, innovation and crimping force characterize the new UNIFLEX HMC 12-2000 crimper.

This machine is not only able to crimp the biggest hoses ever for a UNIFLEX machine, it is also the most compact one for mobile work in UNIFLEX history. The HMC 12-2000 is the most solid built C-crimper of the 2000 ton category due to its integrated powerbooster for high crimping forces. After a long period of research and development in the field of FEM, this machine outshines all others of its category. UNIFLEX defines new crimping techniques and focuses on the highest quality and user-friendliness as well as on advanced materials.



HMC 12-2000

### High-level components and system solutions

- HiLo cylinder - for enhanced power without extra heat/risk of overheating
- Compact ergonomic design provides ergonomic work and mobile usage for fixed pieces
- Large basic jaws suitable for the crimping of virtually any fitting type
- Lateral reinforcement for optimised product quality

### Patented design

- New FEM calculation used
- Tool can be removed separately
- Stable, innovative
- Low maintenance

### Slide bearing technology


- Grease-free for extra cleanliness and prolonged service life
- Maximised productivity at very low operating costs
- Hoses remain grease-free
  - Ideal for hoses designed for the food or pharmaceutical industry
  - Reduced tool wear
- Reduces crimping force loss by up to 20%
- High process stability and reproducible accuracy

### CE compliant

We reserve the right to make technical changes without notice. Options are machine parts that can only be ordered while buying the machine.

## Standard

**PFM – Standard on all machines with Control C.2**



Quality-enhancing option for series production. With PFM, the upper and lower pressure limits can be set by adjusting the tolerance values obtained from test pressing. Pressures outside these limits are output as errors. It is possible to let the machine switch off at a fixed upper or lower limit, thereby obtaining a higher process safety. This way you can display and record combinations of incorrect hose and fittings, skipped work stage, such as skiving of the hose or a poorly positioned hose-fitting connection. Achieve integrated quality control without any additional effort.





The **ITM 300** is a drawing bench designed for the testing of insulators. As safety comes first, insulators must meet stringent safety standards – even under extreme loads. To ensure that they meet these requirements, UNIFLEX has designed a sturdy, special drawing bench for insulator testing.



Swivelling notebook shelf



Designed for easy setup and tooling



ITM 300

### Tensile test bench for composite insulator testing

- 3 different test schedules: routine proof testing, failure load test and 96-hour time test
- Silent hydraulic screw pump
- Clamping heads with roller device
- Clamping heads with functional clevis to adapt several insulator connectors
- Buckling resistant base frame; optimized for minimal elasticity
- Modular base frame base element with 2 or 3 windows for visual control extension (optional)
- Cover opening 90° (crane loading possible)
- Height-adjustable insulator shelf

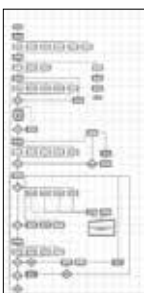
Technical data	ITM 300
Tension force (kN/t)	300/30
Piston stroke	500 mm
Force transfer	Computer-controlled servo-hydraulic
Control	Control C.2 + Touch
Noise emission	53 dBA
Max. insulator diameter	250 mm
Max. testing length with basic unit	540 mm
Additional testing length with extension element	3 000 mm (Accessory)
L x W x H test unit	3 000 x 780 x 1 670
L x W x H aggregate	1 000 x 1 200 x 1 700
Weight of test unit	1 400 kg
Weight of extension element	1 100 kg
Weight of aggregate	230 kg
Notebook shelf	Swivelling mechanism for extra space
Voltages	
ITM 300_MVA 230V-480 V, 50/60 Hz 3 Ph	other ratings available on request

Insulator table with adjustable height
Easy tooling for increased productivity
Requires minimal maintenance
Ergonomic design
Easy tooling for increased productivity
Low-noise hydraulic pump for stress-free working
Insulator table with adjustable height
Siemens industrial colour touch panel
Clear visual display
Large product memory
Programmable product sequences
Network connection
USB interfaces
Safety
CE compliant
Makrolon® safety inspection panel
Safety unit with protective switch/EMERGENCY-STOP device



## Control C.2: Accessories

## Accessories ITM 300



Customized software



UTS/UDL Data transfer



807.2 Screen protector



Barcode scanner



888.074 Network printer



BCR CtrlC Barcode scanner



701.2200 Extension element 3000 mm



701.050, 701.051, 701.052, 701.053 Fork head connector with bolts (insulators)

We reserve the right to make technical changes without notice. Options are machine parts that can only be ordered while buying the machine.



# www.uxinside.net

Training and Certification.

## Promote Quality!

Registration

UNIFLEX-Hydraulik GmbH Department:  
Service and Training

E-Mail: [training@uniflex.de](mailto:training@uniflex.de)  
[www.uxinside.net](http://www.uxinside.net)

Online Registration  
via QR-Code



## Specialist workshop for hose assembling

**UNIFLEX.de**  
made in Germany

**UXInside**

# Assembling hose and fittings with safety as priority No. 1



## TRAINING CONCEPT

Advanced training is an important investment in the future of a company in order to maintain or enhance quality and safety. As a supplier of machinery for production of hose assemblies, we are continuously extending our product range to meet the requirements of the market. Furthermore, we supply the appropriate material to our customers and we offer training courses, which qualify for production of hose assemblies meeting the high requirements regarding safety and quality. First-Class skilled personnel with expert know-how provide decisive competitive advantages. The production of hose assemblies with the best machines available on the global market ensures quality and safety.

## TRAINING

### Interesting to know

In 2016, we commissioned a market study showing the following interesting results:

Many manufacturers of hose assemblies are using targeted trainings and practical trainings for the advanced training of their employees.

But only approximately 23% of the employees of those companies are qualified regarding hoses, even though 76.3% of all customers suppose that their supplier has properly trained personnel!

## 1. HOSE ASSEMBLING

### Theory and practice

#### Target Group

Manufacturers of hydraulic hose assemblies, using UNIFLEX machinery for production. Employees of the hose assembly department, quality control, maintenance and sales departments.

#### Theory

The participants acquire basic knowledge about

- Types of hose selection
- Rubber and thermoplastic hoses
- International standards and regulations
- Storage and storage periods of hose
- Hose fittings and connection forms

#### Practice

- Production of hose assemblies with UNIFLEX machines
- Cutting hose
- Marking of hose fittings
- Skiving, internal and external
- Crimping with production and service crimpers
- Cleaning and inspection of the hose assemblies

**93.2%** of all customers expect technical recommendations from their hose supplier.

**42.5%** of the customers believe that sales growth is associated with the requirement to train the customers regarding quality.

**23.7%** have a vocational education in hydraulics or fluid technology.

**Only 10.2%** believe that training is not the decisive factor for purchasing a machine, only the price.

## 2. MACHINE MAINTENANCE

### Maintenance and repair of UNIFLEX machines

The participants acquire basic knowledge about the functioning of the machines, their maintenance and repair.

#### Practice

All types of machine maintenance work is carried out by our experienced service staff.

#### Duration of training

2 days: Day 1 – basics of hose assembling, theory and practice  
Day 2 – machine maintenance

maximum 8 persons per course

Start: 09:00 h

#### Cost

Each participant 675,00 €/p.P.

The participation fee includes refreshments, lunch and course materials.

#### Info and Inscriptions

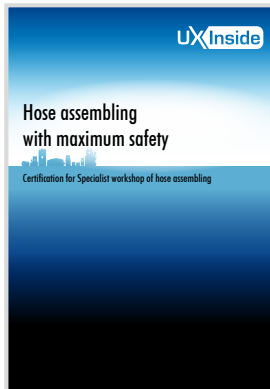
[www.uxinside.net](http://www.uxinside.net)

# Experience the Value using UNIFLEX Machines! Share it with your Customer.

UNIFLEX Machine + Certification

+ Training  
Your service and sales team.

+ ULS  
(UxInside Label)



= Workshop certified.

**Assembling hoses and fittings with UNIFLEX machines**

**Hose and hose assemblies**  
Use only correct components and an original part of accessories (spare) in order to achieve the best possible performance and safety. These accessories affect the seal performance and the lifetime of both hoses and components significantly in the long run.

**Producing quality hose assemblies**  
All use the world's (UNIFLEX) high quality hoses and fittings for optimal quality and performance. However, on the leading machine UNIFLEX makes it possible for the operator to control the quality of the hose assembly in the long run.

**1 Clean and correctly cut hose**  
The key to achieving consistent hose lengths and good quality hose assemblies is to ensure an unobstructed and straight cut hose end. The quality of the hose and the type of cutting tool used are also important factors for the quality of the hose and the correct dimensions (D).  
Attention: If the hose is damaged by the cutting tool, the hose will be damaged. This damage to the hose will reduce the performance of the hose to a minimum and will also affect the safety of the hose.

**2 Exact correct hose - internal diameter**  
The correct diameter of the hose is an important factor for the quality of the hose assembly. The diameter of the hose and the type of cutting tool used are also important factors for the quality of the hose and the correct dimensions (D).  
Attention: If the hose is damaged by the cutting tool, the hose will be damaged. This damage to the hose will reduce the performance of the hose to a minimum and will also affect the safety of the hose.

**3 Safety (optimal) fitting assembly - the best dimension for assembly**  
The correct dimension of the hose and the type of cutting tool used are also important factors for the quality of the hose assembly. The diameter of the hose and the type of cutting tool used are also important factors for the quality of the hose and the correct dimensions (D).  
Attention: If the hose is damaged by the cutting tool, the hose will be damaged. This damage to the hose will reduce the performance of the hose to a minimum and will also affect the safety of the hose.

**Sources of errors in the cutting**

- Incorrect cutting machine
- Worn or dirty tool
- Worn or damaged
- Disturbance of the hose

**Potential risk to incorrect cutting**

- Disturbance of the hose
- Worn or damaged
- Disturbance of the hose

**Sources of errors in the fitting**

- Incorrect hose
- Worn or damaged
- Disturbance of the hose

**Potential risk to incorrect fitting**

- Disturbance of the hose
- Worn or damaged
- Disturbance of the hose

**Sources of errors in the wrapping**

- Incorrect hose
- Worn or damaged
- Disturbance of the hose

**Potential risk to incorrect wrapping**


- Disturbance of the hose
- Worn or damaged
- Disturbance of the hose

**Specialist workshop for hose assembling**

UNIFLEX.de  
made in Germany

UxInside

PROMOTE QUALITY!



# UNIFLEX Special Innovations

– often copied, never matched!



We reserve the right to make technical changes without notice. Based on the customer-specific hose line system the working range of the machines may vary.

Where we are and how to reach us.



## GERMANY

UNIFLEX-Hydraulik GmbH  
Robert-Bosch-Strasse 50-52  
61184 Karben/Germany

+49 60 399 171 0  
+49 60 399 171 181  
+49 174 7641 526  
sales@uniflex.de

## USA

UNIFLEX of America LLC  
1088 National Parkway  
60173 Schaumburg, IL/USA

+1 847 519 11 00  
+1 847 519 11 04  
sales@uniflex.de

## URUGUAY

UNIFLEX Latin America Srl  
Saint Bois 5074  
Free zone Stock  
Montevideo, UY 12000/Uruguay

+598 2 7120 660 ext. 1115  
+598 2 7120 660 ext. 2101  
sales@uniflex.de

## INDIA

UNIFLEX Hose Assembly Machines  
India Pvt. Ltd.  
Thigallarpalya Main Road #4  
52/3A 1st Cross Peenya 2nd stage  
560058 Bangalore/India

+91 80 28368634  
+91 80 28368634  
sales@uniflex.de

## CHINA

UNIFLEX-Hydraulik Trading  
(Shanghai) Co.  
South 2 Warehouse, Building 1  
No. 500 Jianyun Road  
Zhoupu Town, Pudong New Area  
Shanghai CN 201318/China

+86 21 5032 7022  
sales@uniflex.de

## SINGAPORE

UNIFLEX-Hydraulik  
Asia Pacific Pte. Ltd.  
No. 51 Bukit Batok Crescent #07-25  
658077 Singapore

+65 68 96 67 95  
+65 68 96 64 28  
sales@uniflex.de

## JAPAN

UNIFLEX JAPAN  
Representative office  
1-20-3 Nishishinjuku, Shinjuku-ku  
8F, Nishishinjuku Takagi Bldg.  
Tokyo, JP 160-0023

Japan  
+81 3 6890 3386  
sales@uniflex.de

## RUSSIA

Via partner company:  
Hydraulics-Engineering-Services LLC  
Ryabina 31, Entrance 182  
620149 Yekaterinburg  
Sverdlovsk Oblast  
Russian Federation  
+7 343 227 88 83  
sales@uniflex.de