



Production Crimpers

Innovative, productive and durable.



Content



Page 29-35
Control A | C.2 | IPC



Page 36-37
HM 3 H



Page 38-39
**HM 222 | HM 225 |
HM 230**



Page 40-41
**HM 375 | HM 380 |
HM 400**




Page 42-43
HM 465 | HM 495



Page 44-45
**HM 660 i | HM 665 |
HM 1200**



Page 46
**Accessories and
Options for
Control C.2 / IPC**



Page 47
ULS Labeling System



Page 48-49
**Die Storage and
Accessories**



Page 50-51
**Accessories
and Options**



Page 52
HM 2000



Production Crimpers



Greaseless

- Slide bearings on the crimp tool improve efficiency up to 20%, reduce friction and help keep the tool free of contaminants
- No greasing improves cleanliness of machine
- Prolongs the machine's lifetime
- Maximum productivity with very low maintenance costs
- No risk of prematurely damaging the crimping head
- End product can be used in sanitary applications without cleaning
- 20% more capability for crimping stronger or more difficult couplings versus our competition's equivalent crimpers
- Consistently accurate crimp result



Universal

- For all types of hoses and fittings



Fixed 6-o'clock Die

- Stationary bottom die for efficient positioning of the product



Low Noise

- Very quiet hydraulic system



Ergonomic

- Ease of operator use for maximum productivity



Environment friendly

- Engineered to last

The CONTROL C.2 and controller IPC with its intuitive operation for UNIFLEX crimpers, test benches and several more products has a colour touch display. The new menus (Quick-Start-Menu and Production Menu) as well as the possibility to individualize each and every menu and application will make your work much easier. Everything can be controlled via HID, i.e. via Windows devices. In addition, you can record, monitor and assure the quality of your product and how the machine works via the PFM option.



Control A

Manual push-button operation

Only for Service and Workshop Machines



Control C.2

Control C.2 with screen protection option 807.2

HMI mit 7" Widescreen-Touch-Panel

Interfaces:

Ethernet RJ45

USB

Serieller Port (COM)

Profinet

Profibus



IPC

Industrial PC with 12" touch panel

Integrated RFID reader

Interfaces:

Ethernet RJ45

USB 3.1

serial port (COM)

Profinet

Profibus

CAN bus

Advantages of the UNIFLEX IPC control:

- **Intuitive operation** – User-friendly interface for simple and fast control.
- **Maximum precision** – Accurate control of all machine parameters for highest repeatability.
- **Flexibility** – Customizable programs for various applications and materials.
- **Smart automation** – Efficient workflows through storable processes and automation options.
- **Real-time diagnostics** – Comprehensive monitoring and error analysis for quick maintenance.
- **Future-proof** – Updates and extensions ensure long-term investment security.
- **Network capability** – Integration into existing systems for networked production.
- **Windows-compatible** – Compatible with Windows for seamless integration.
- **High-definition display** – Clear presentation and easy operation.
- **Powerful processor** – Fast processing and smooth operation.

The UNIFLEX IPC control combines user-friendliness, performance and precision for efficient and reliable hose processing.

Start the machine and the control system:

START



Language – more available on request.



Units – Configuration units.

Various Users can be created

LOGIN



User Login – Factory settings via user and password with functional assignments and user Login rights.

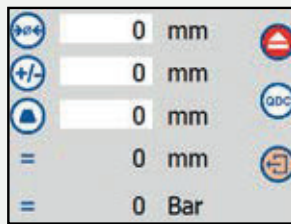
MENU



Login with menu – Quick Menu and Production Menu selection.

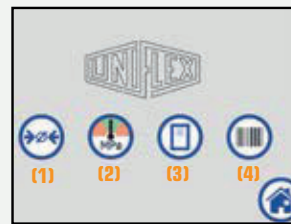
After logging in, two usage options are available:
the Quick Menu and the Production Menu

QUICK MENU



Input of press diameter; correction values and press jaws (automatically).

PRODUCTION MENU



More parameters to comfortably conduct serial pressing. Selection menu for pressing sorted by press dimension/pressure, using production data from the database or by scanning with the barcode scanner.


PRODUCTION MENU

(1) Via press dimension (parameter)

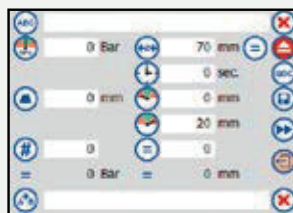
(2) Via pressure (parameter)

(3) Via the integrated database

(4) Via Barcode scanner



Input of press dimension, correction values, hold time, opening diameter, preselection counter and press dies (automatic).



Input of pressure, hold time, opening diameter, preselection counter and press dies (parameter).




Items can be searched for or created numerically/alphanumerically. Items can be conveniently selected via the "Quick Search Menu".



Scan item data via barcode scanner (accessory).

Included: Press Force Monitoring



PFM – Standard on all machines with Control C.2.

Quality-enhancing option for serial production. With PFM, the upper and lower pressure limits can be defined by setting the tolerance values determined from a test pressing. Pressings deviating from these limits are flagged as errors. Optionally, a pressure shutdown can be activated, where the upper and lower diameters are monitored. This increases your process reliability. You can detect errors in the pre-assembly of the hose and fitting, skipped work steps, or incorrect positioning of the hose fitting on the hydraulic hose and respond appropriately. PFM thus provides integrated quality control without additional effort.



Multistep



UDL (UNIFLEX) data logging



ICC – Industrial Crimp Calculator

Automatically calculate your pressing diameter directly from your hose and fitting dimensions based on compression. Includes the officially agreed upon, tested, and approved industrial hose crimp calculator/interface with fitting and sleeve data from Mario, PT, Campbell, and Dixon.

CONTROLS IPC



START SCREEN



INFO – RESHAPING, 2 FREE COUNTERS – SERVICE, CONTACT



WORKSHOP MODE – QUICK MENU



QDC – CALL PRESS JAW CHANGE POSITION AND SUGGESTED PRESS DIES SET



Input of pressing diameter, correction values and press jaws (automatic)

PRODUCTION VIA PRESS DIMENSION MODE



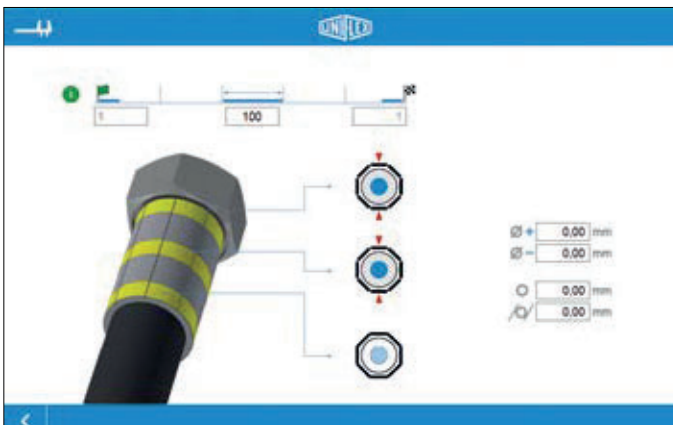
Input of press dimension, correction values, hold time, opening diameter, preselection counter and press dies (automatic).

PRODUCTION VIA PRESSURE MODE



Input of pressure, hold time, opening diameter, preselection counter and press dies.

CALIPER



With the caliper, the result of the reshaping process can be checked using a freely selectable tolerance range. To do this, measure the workpiece at the position indicated by the red triangle.

LABEL



With the label printer and the UNIFLEX Label System (ULS), a label can be automatically printed for each workpiece, which is then manually attached to the workpiece. The color coding can be changed every year, making the age of the hose assembly easily identifiable at any time.

MULTISTEP



With interval reshaping, it is possible to carry out a reshaping process in several stages (with different reshaping pressures or pressing diameters, as well as different opening diameters).

CMK



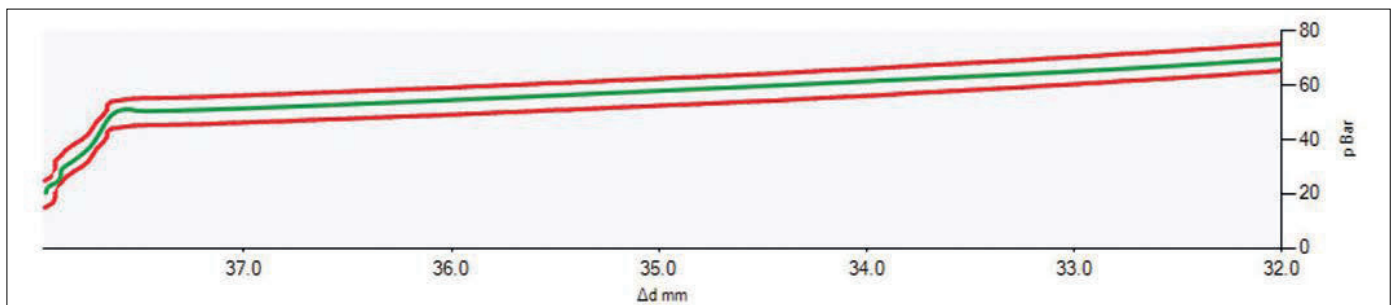
The machine capability index (CMK) describes the ability of the machine to meet the specified requirements. With the CMK function in the control unit, it is possible to continuously monitor the status of machine capability during production (integrated algorithm for verification).



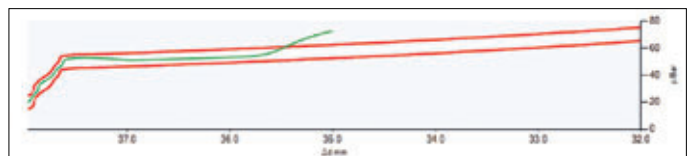
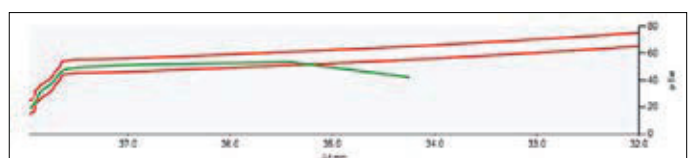
PFM



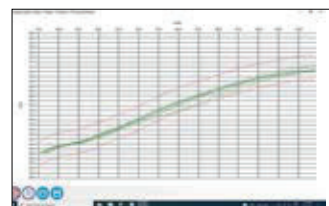
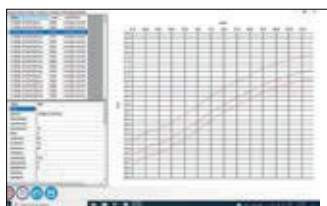
The PFM function enables continuous monitoring of the pressure or pressing diameter during production. If a parameter deviates from the learned target range, the pressing process is immediately stopped, and a message is displayed to the operator. This allows faulty components to be reliably detected during production.



The monitoring system compares the pressure in milliseconds and immediately stops the pressing process if a deviation occurs. The functionality enables the detection of double pressings, the use of incorrect press jaw diameters, the use of non-compliant workpieces (incorrect selection of press sleeves, press nipples, and hoses), faulty execution of hose skiving, and incomplete pre-assembly of components. All this data is recorded and can be accessed at any time..



COMPARING DIAGRAMS



Additionally, diagrams of the data sets can be directly accessed here for the pressed workpieces.

JOB MODE



The job mode enables controlled processing of multiple orders in production. It is also possible to combine several orders from different data sets in the database into one work order. For this purpose, a quantity is assigned to each individual data set.

QUEUE MODE



The queue mode sequentially executes individual pressing data sets stored in a database during production. This allows specific parameters to be determined and reported for individual workpieces (e.g., One-Piece flow).

QUEUE SETTING



IoT – INTERNET OF THINGS



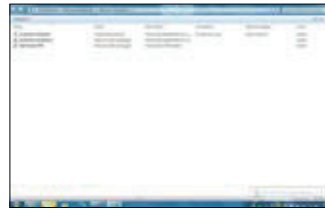
IoT selection menu



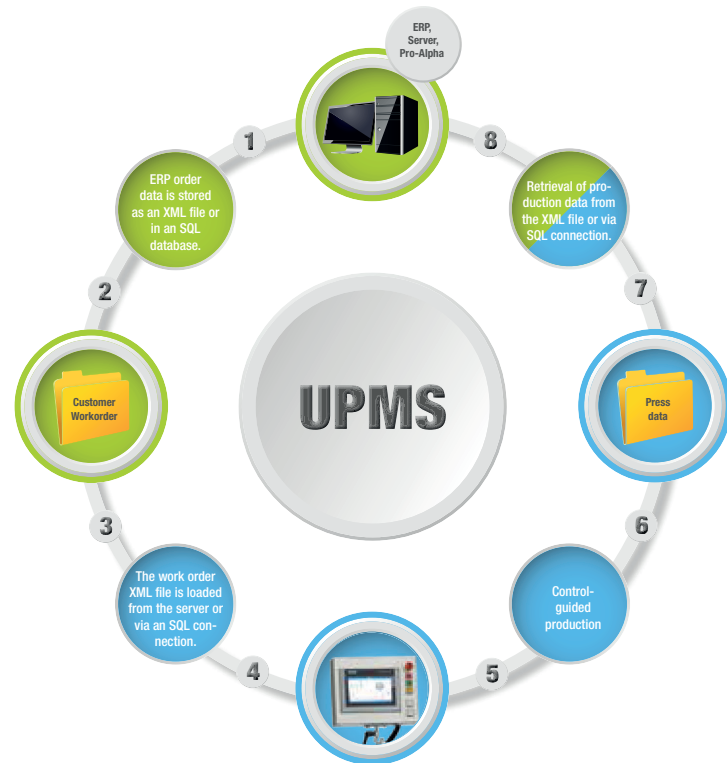
File path settings
(Part table, Job folder, Queue folder)



In the log file overview, saved press parameters are displayed.



Network setting



USB STORAGE MEDIUM




The data was loaded successfully from USB storage medium.

RFID



The RFID Reader enables the automatic login to the machine using an RFID chip.

SETTING MEASUREMENT UNIT



In the green area, the currently set measurement unit is displayed. By tapping a button, the corresponding measurement unit is set.

SETTING LANGUAGE





Due to its narrow and innovative construction, high level of user friendliness, and long service life, the HM 3 H sets new standards for quality and cost effectiveness. With its compact construction, it allows easy, uncomplicated, and rapid crimping. The intuitive UNIFLEX Software on the convenient IPC completes the HM 3 H and ensures product quality.



HM 3 H IPC



HM 3 H

Technical data	HM 3 H
Crimp force (kN/Ton)	750/75
No grease: 20% less friction	✓
Control	Control IPC
2-braid + 2-pc fittings*	1"
4-spiral + 1-pc fittings*	¾"
4-spiral + 2-pc fittings*	¾"
Industry hose	2"
90° Elbows	1½"
Max. Crimp range	70 mm / 2.75"
Opening	+35 mm / +1.38"
Opening without dies	105 mm / 4.13"
Master dies length	100 mm / 3.94"
Type of dies	239-xx-Ø-yy
Speed (mm/sec)	
Close	8.3
Crimp	8.3
Open	13.8
Noise level	53 dBA
Drive	5.5 kW 3~VAC
Oil	50 l
L x W x H (mm)	720 x 600 x 672
Weight (kg)	193
Options	
Control C.2	✓

Type of dies



Ø mm	mm
6.8	65
9	65
10	65
12	65
14	65
16	65
17	65
19	65
20	65
22	65
24	65
26	65
28	80
30	80
31	80
32	80
34	80
36	80
38	80
39	80
40	80
44	80
47	100
50	100
54	100
57**	100
62**	100

* According to the fitting. ** Not suitable for QDC 239.5.

Control page 31 / Accessories and options page 50

Description



A 90° elbow with long ending is no problem for the UNIFLEX HM 3 H.



With the two-hole system, insertion of the dies from both sides is simplified and offers the possibility of selecting two different position (back and front) depending on the type of type of press jaw. The HM 3 H is compact and offers good accessibility.

Package:
Machine
+ PB Ø 17, 20, 24, 28, 32, 40, 44, 50
+ QDC 239.5
+ QDS 239 B
+ Control C.2




SC = Press tool with Cylinder



Due to their narrow, innovative construction, high level of user friendliness, and long service life, the HM 222, HM 225 and HM 230 set the standard for quality and cost effectiveness. Their unrivaled accessibility makes ergonomic working possible in production and series manufacturing. The tried and tested greaseless slide bearing technology reduces maintenance costs, and the strong crimping force of up to 1350 /1600/1800 kN.



HM 230 IPC



Special machine HM 225 (IPC)
with recess for 180° fittings



HM 230 IPC



HM 222



HM 225



HM 230

Technical data	HM 222	HM 225	HM 230
Crimp force (kN/Ton)	1,350/135	1,600/160	1,800/180
No grease: 20% less friction	✓	✓	✓
Control	Control IPC	Control IPC	Control IPC
4/6-spiral + 1-pc fittings*	1¼"	1¼"	2"
4-spiral + 2-pc fittings*	1"	1¼"	2"
4-spiral + interlock*	¾"	1"	1¼"
Industry hose*	2"	2"	3"
90° Elbows*	1½"	1½"	2"
Max. Crimp range	70 mm / 2.75"	70 mm / 2.75"	102 mm / 4"
Opening	+35 mm / +1.38"	+40 mm / +1.57"	+40 mm / +1.57"
Opening without dies	105 mm / 4.13"	110 mm / 4.33"	142 mm / 5.56"
Master dies length	75 mm / 2.95"	90 mm / 3.54"	110 mm / 4.33"
Type of dies	239	239 -xx-Ø-yy	239 -xx/266
Press path (mm)	12	8	17
Speed (mm/sec) **			
Close	10	19	27
Crimp	5/10	1.5/3	3
Open	10	19	40
Noise level	53 dBA	53 dBA	63 dBA
Drive	5.5 kW 3~VAC	4 kW 3~VAC	5.5 kW 3~VAC
Oil	80 l	80 l	100 l
L x W x H (mm)	645 x 560 x 1,450	645 x 560 x 1,470	470 x 1,130 x 1,580
Weight (kg)	310	470	550
Options			
Control C.2	✓	✓	✓

* According to the fitting. ** Standard: Half power twice faster included. *** Outside master dies length, consult UNIFLEX. .

**** Not suitable for QDC 239.5.

Control page 31 / Accessories and options page 50

Type of dies		Type of dies		
239		239-xx-Ø-yy 266		
Ø mm	mm	Ø mm	mm	
6.8	50	6.8	65	
9	50	9	65	
10	50	10	65	
12	50	12	65	
14	60	14	65	
16	60	16	65	
17	60	17	65	
19	60	19	65	
20	60	20	65	
22	60	22	65	
24	60	24	65	
26	75	26	65	
28	75	28	80	
30	75	30	80	
31	75	31	80	
32	75	32	80	
34	75	34	80	
36	75	36	80	
38	75	38	80	
39	75	39	80	
40	75	40	80	
44	75	44	80	
47	75	47	100***	
50	75	50	100***	
54	75	54	100***	
57****	75	57****	100***	
62****	75	62****	100***	110
		67		110
		71		110
		74		110
		78		110
		84		110
		86		110
		92		110
		94		110

Description



IPC – Intelligent-Press-Control



The compact, narrow and ergonomic construction makes working on both sides possible.



The fixed 6-o'clock die makes safe and low-force positioning of the workpiece possible.

Package HM 222:

Machine
+ PB Ø 17, 20, 24, 28, 32, 40, 44, 50
+ QDS 239 B + QDC 239.5
+ Control IPC

Package HM 225:

Machine
+ PB Ø 17, 20, 24, 28, 32, 40, 47, 54, 62
+ QDS 239 B + QDC 239.5
+ Control IPC

Package HM 230:

Machine
+ PB 239 Ø 17, 20, 24, 28, 32, 40, 44, 50 PB 266 Ø 57, 71
+ Adapter dies 266.239L
+ QDS 239 B + QDC 239.5
+ Control IPC

The HM 3xx/HM 400 series, known for reliability, combines all the essential features of a high-performance production crimper. Compact and powerful, they are designed for ergonomic use, offering a durable build with user-friendly operation and extended service life. These machines set a new standard for quality and cost-efficiency in production.



HM 375 IPC | HM 380 IPC



HM 400 IPC



HM 400 IPC






HM 375 | HM 380



HM 400

Technical data	HM 375	HM 380	HM 400
Crimp force (kN/Ton)	3,150/315	3,400/340	3,750/375
No grease: 20% less friction	✓	✓	✓
Control	Control IPC	Control IPC	Control IPC
4/6-spiral + 1-pc fittings*	2"	2½"	3"
4/6-spiral + interlock*	2"	2½"	3"
Industry hose*	4"	4"	6"
90° Elbows*	3"	3"	3"
Max. Crimp range** (mm/inch)	165 / 6.50	165 / 6.50	190 / 7.48
Opening (mm/inch)	+70 / +2.75	+70 / +2.75	+130 / +5.12
Opening without dies (mm/inch)	215 / 8.46	215 / 8.46	300 / 11.8
Master dies length (mm/inch)	126 / 4.96	126 / 4.96	150 / 5.91
Type of dies**	237 L/239-xx	237 L/239-xx	554/239-xx
Press path (mm)	20	20	50
Speed (mm/sec)			
Close / Crimp / Open	23 / 1.4 / 33	29 / 1.9 / 44	18 / 1.4 / 20
Noise level	62 dBA	62 dBA	62 dBA
Drive	4 kW 3~VAC	5.5 kW 3~VAC	5.5 kW 3~VAC
Oil	100 l	100 l	260 l
L x W x H (mm)	1,200 x 600 x 1,700	1,200 x 600 x 1,700	1,500 x 630 x 1,800
Weight (kg)	750	750	1,400
CGS (Conicity Guard System)	✓	✓	–
HiDS (High Pressure Pump Dynamic Section)	✓	✓	✓
Options			
Control C.2	✓	✓	✓

Type of dies		Type of dies		Type of dies	
 239-xx-B-yy		 237 L		 554	
Ø mm	mm	Ø mm	mm	Ø mm	mm
6.8	65	54	118	57	120
9	65	57	118	62	120
10	65	62	118	67	120
12	65	67	118	71	120
14	65	71	118	74	120
16	65	74	118	78	120
17	65	78	118	84	120
19	65	84	118	86	120
20	65	86	118	90	120
22	65	90	118	96	120
24	65	96	118	103	120
26	65	103	118	106	150
28	80	106	126	111	150
30	80	111	126	116	150
31	80	116	126	121	150
32	80	121	126	126	150
34	80	126	126	131	150
36	80	131	126	136	150
38	80	135	126	146	150
39	80	137	126	156	150
40	80				
44	80				
47	100				
50	100				
54	100				
57***	100				
62***	100				

* According to the fitting. ** With master dies. *** Not suitable for QDC 239.5.

Control page 31 / Accessories and options page 50

Description



Due to the long master dies, you can crimp virtually all types of fittings.



The fixed 6- o'clock die makes safe and low-force positioning of the workpiece possible.



ICC – Industrial (hose) Crimp Calculator (with C.2 and IPC controller)

Automatically calculate your crimp diameter directly from your hose and fitting measurement based on compression. Includes the official agreed, tested and approved industrial hose crimp calculator/Interface with fitting and ferrule data from Mario, PT, Campbell and Dixon.

Package HM 375 / HM 380:

Machine
+ PB Ø 17, 20, 24, 28, 32, 40, 44, 50, 57, 71
+ 237, 239.2L2
+ QDC 239.5
+ QDS 239 B
+ Control C.2

Package HM 400:

Machine
+ PB Ø 17, 20, 24, 28, 32, 40, 44, 50, 57, 71
+ 554, 239L
+ QDC 239.5
+ QDS 239 B
+ Control C.2

With its innovative design, specifically developed for special industrial sizes, and an impressive press force of 4000 to 6000 kN, this series sets new standards for quality and efficiency. Complemented by classic features such as user-friendliness and durability, the HM 465 and HM 495 deliver productivity and effectiveness in a compact footprint.



HM 465 IPC



HM 465 IPC (side view)



HM 495 IPC



HM 465





HM 495

Technical data	HM 465	HM 495
Crimp force (kN/Ton)	4,000/400	6,000/600
No grease: 20% less friction	✓	✓
Control	Control IPC	Control IPC
4/6-spiral + 1-2-pc fittings*	3"	3"
4/6-spiral + interlock*	3"	3"
Industry hose	8" (12") **	8" (12") **
90° Elbows	3"	3"
Max. Crimp range (mm/inch)	310 / 12.20	310 / 12.20
Opening (mm/inch)	+150 / +5.91	+150 / +5.91
Opening without dies (mm/inch)	380 / 14.96	380 / 14.96
Master dies length (mm/inch)	150 / 5.91	150 / 5.91
Type of dies	245/237L/239-xx-Ø-yy	245/237L/239-xx-Ø-yy
Press path (mm)	80	80
Speed (mm/sec)		
Close	18	18
Crimp	1.4	1
Open	20	20
Noise level	62 dBA	62 dBA
Drive	5.5 kW 3~VAC	5.5 kW 3~VAC
Oil	300 l	300 l
L x W x H (mm)	1,590 x 730 x 2,000	1,590 x 730 x 2,076
Weight (kg)	2,400	2,600
HiDS (High Pressure Pump Dynamic Suction)	✓	✓

* Special dies (reduced opening). ** Pipe fittings without flange. *** Not suitable for GDC 239.5.

Control page 31 / Accessories and options page 50

Type of dies		Type of dies	
 239-xx-Ø-yy		 237 L/245	
Ø mm	mm	Ø mm	mm
6.8	65	54	118
9	65	57	118
10	65	62	118
12	65	67	118
14	65	71	118
16	65	74	118
17	65	78	118
19	65	84	118
20	65	86	118
22	65	90	118
24	65	96	118
26	65	103	118/130
28	80	106	126/130
30	80	111	126/130
31	80	116	126/130
32	80	121	126/130
34	80	126	126/130
36	80	131	126/130
38	80	135	126
39	80	136	130
40	80	137	126
44	80	146	150
47	100	156	150
50	100	170	150
54	100	185	150
57***	100	200	150
62***	100	230*	230
		265*	220
		275*	220
		305*	254

Description



Due to the long master dies, you can crimp virtually all types of fittings.



The machines are very compact and narrow for a better work environment.



ICC – Industrial (hose) Crimp Calculator (with C.2 and IPC controller)

Automatically calculate your crimp diameter directly from your hose and fitting measurement based on compression. Includes the official agreed, tested and approved industrial hose crimp calculator/Interface with fitting and ferrule data from Mario, PT, Campbell and Dixon.

Package HM 4xx:

Machine
+ PB Ø 17, 20, 24, 28, 32, 40, 44, 50, 57, 71
+ 237, 239.2L2 + 245, 237L
+ GDC 239.5 + GDS 239 B
+ Control C.2

With their distinctive construction and high crimping force of up to 12000 kN, the HM 660 i, HM 665 and HM 1200 are some of UNIFLEX's powerhouses. They set the standard for quality and cost effectiveness. Using one of these models, you can easily crimp up to 12" industrial hoses (according to the fitting).



HM 665 IPC



HM 660 i IPC | HM 1200 IPC



HM 665 IPC



HM 660 i | HM 1200



HM 665

Technical data	HM 660 i	HM 665	HM 1200
Crimp force (kN/Ton)	8,000/800	6,000/600	12,000/1,200
No grease: 20% less friction	✓	✓	✓
Control	Control IPC	Control IPC	Control IPC
4/6-spiral + 1/2-pc fittings*	3"	3"	3"
4/6-spiral + interlock*	3"	3"	3"
Industry hose	10"	12"/16"	10"
90° Elbows	3"	3"	3"
Max. Crimp range** (mm/inch)	325 / 12.80	450 / 17.72	325 / 12.80
Opening (mm/inch)	+120 / +4.72	+180 / +7.09	+120 / +4.72
Opening without dies (mm/inch)	395 / 15.55	580 / 22.83	395 / 15.55
Master dies length (mm/inch)	200 / 7.88	250 / 9.84	200 / 7.88
Type of dies	246/237L/239-xx-Ø-yy	298/247/245/ 237L/239-xx-Ø-yy	246/237L/239-xx-Ø-yy
Press path (mm)	50	100	50
Speed (mm/sec)			
Close	15	17	11
Crimp	2	0.9	1.5
Open	15	25	11
Noise level	69 dBA	69 dBA	69 dBA
Drive	18.5 kW 3~VAC	5.5 kW 3~VAC	18.5 kW 3~VAC
Oil	300 l	400 l	300 l
L x W x H (mm) Machine	1,400 x 1,050 x 2,470	1,800 x 970 x 2,400	1,400 x 1,130 x 2,660
L x W x H (mm) Power Unit	700 x 1,160 x 1,360	integriert	1,100 x 1,300 x 1,500
Weight (kg)	4,200 + 450	5,200	4,480 + 450
HiDS (High Pressure Pump Dynamic Suction)	✓	✓	✓

* Layflat hoses with special dies. ** According to the fitting. *** Not suitable for GDC 239.5.

Control page 31 / Accessories and options page 50

Type of dies	Type of dies	Type of dies	Type of dies
239-xx-Ø-yy	237 L 246	298	247
Ø mm mm	Ø mm mm	Ø mm mm	Ø mm mm
6.8 65	54 118	200 250	121 150
9 65	57 118	220 250	136 130
10 65	62 118	240 250	146 150
12 65	67 118	260 250	156 150
14 65	71 118	280 250	170 170
16 65	74 118	300 250	185 200
17 65	78 118	320 250	200 200
19 65	84 118	340 250	215 200
20 65	86 118	360 250	230 200
22 65	90 118	380 250	245 200
24 65	96 118		275 200
26 65	103 118		290 200
28 80	106 126		305 200
30 80	111 126		
31 80	116 126		
32 80	121 126		
34 80	126 126		
36 80	131 126		
38 80	135 126		
39 80	136 150		
40 80	137 126		
44 80	146 150		
47 100	156 150		
50 100	170 170		
54 100	185 200		
57*** 100	200 200		
62*** 100	215 200		
	230 200		
	245 200		
	260 200		

Type of dies

245
Ø mm mm
103 130
106 130
111 130
116 130
121 130
126 130
131 130
136 130
146 150
156 150
170 150
185 150
200 150

Description



Due to the long master dies, you can crimp virtually all types of fittings.



The fixed 6- o'clock die makes safe and low-force positioning of the workpiece possible.



The machines are very compact and narrow for a better work environment.








ICC – Industrial (hose) Crimp Calculator (with C.2 and IPC controller)

Automatically calculate your crimp diameter directly from your hose and fitting measurement based on compression.

Includes the official agreed, tested and approved industrial hose crimp calculator/Interface with fitting and ferrule data from Mario, PT, Campbell and Dixon.

Accessories and Options for Control C.2 / IPC

Item number + Description		Item number + Description	
Accessories			
Order number: Calb CtrlC C.2 (software + hardware) Calibrating your machine is simple using digital measurement via the software and the calibration mandrel.		BCR Ctrl-BT Barcode scanner	
TA(A) Depth stop		800.610 Foot mouse for controller interaction for caliper.	
PS.2 Double Double foot pedal		807.602 Touch panel with 1800 mm supply cable. (Controller can be placed on the left side)	
807.2 Screen protection		IPC Display protection foil 807.867 Storage tray kit 807.872	
CaliperV2 4inch-BT 300 mm		CaliperV2 3inch-BT 200 mm	
807.112 Extension cable Unimatic B, E, C.2, length 1700 mm		Screen protection 807.2 and 807.3	
Options			
RFID reader for login RFID CTRCC Optional for C.2. Standard for IPC		Digital speed control Speed Control – digitally controlled flow divider for precise machine movement. With our new, digitally controlled flow divider for production presses, the hydraulic oil flow can be precisely regulated and the workpiece is formed more gently.	

ULS.2-APP for Tablet or PC



Advantages of Hose assembly Management

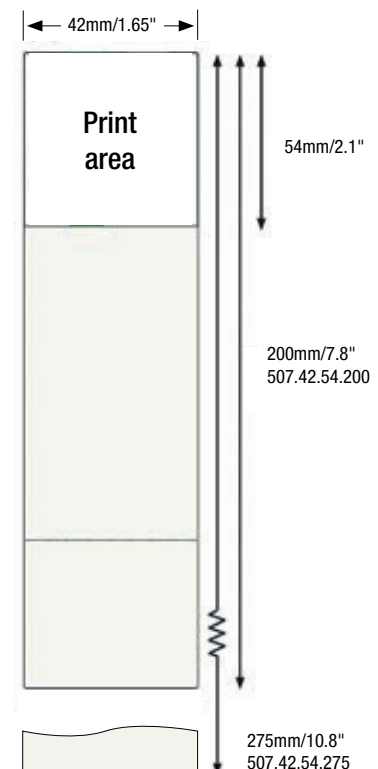
Benefits of labels and what they can tell the user:

- Which components need to be replaced and when
- The date of the exchange
- The potential hazards of the machine
- The plan for preventive maintenance
- Minimizes cost of maintenance
- Avoids equipment failures and long downtimes
- Publicity for your company




















UNIFLEX Labeling System – ULS Ecoline

Part numbers ULS ECOLINE

Pos.	Article	Content	Part No.	
1	Printer		ULS.2-C ULS.2-APP	To integrate with our IPC. To use on mobile phone or tablet with an APP.
2	Color ribbon for Printer	Cassette with labels, white (black) (74 meters)	888.469	
3	Roll/No.	Number of pieces per roll	Characteristics	
	507.42.54.200	900	200 mm 1 inch hose	<ul style="list-style-type: none"> - Transparent preprinted oil- and acid-resistant banderole. - High-performance vinyl. - Strongly adhesive, permanent. - Specifically designed for the surface of rubber and thermoplastic hose.
	507.42.54.275	900	275 mm 2 inch hose	





Die Storage and Accessories

Item number + Description		Usage: Machine/Accessories	Option
TU & TU 4 Ecoline Work Bench capable of supporting up to 800 kg	 <p>TU</p> <p>TU 4 Ecoline</p>	suitable for: universal	    
TU-QDS F Basic Basic with screws		suitable for: Universal work bench TU TU-QDS FXL Shelf TU-QDS F Shelf TU-QDS F Shelf PB 280	  
TU-QDS FXL Shelf Variable with screws		suitable for: TU-QDS F Basic TU-QDS F 2391	
TU-QDS F Shelf Variable with screws		suitable for: TU-QDS F Basic QDS-S.2 single row QDS-S-2 double row TU-QDS F 2391	
TU-QDS F 2391 3 pieces in set		suitable for: TU-QDS FXL Shelf TU-QDS F Shelf	
TU-QDS F Shelf PB280 for PB 280		suitable for: TU-QDS F Basic QDS-S.2 single row QDS-S-2 double row	
QDS-S.2 single row Basic Support		suitable for: HM 220.3 HM 225.3 HM 222	 
QDS-S-2 double row Basic Support		suitable for: HM3xx.2 S6.3A+C S8.2/S8.3 S10.2/S10.3 HM245.4	 
QDS 237.239S RAL5012 Basic Support with TU-QDS 239i		suitable for: HM3xx ab Bj.2010, HM3xx.2 S6.3 S8.2/S8.3 S10.2/S10.3 HM 245.2/HM 245.3/HM 245.4	

Item number + Description		Usage: Machine/Accessories
QDS 239 S Basic Support with TU-QDS 239i		suitable for: Machine SC 6, SH 10, SC 12, HM 2xx und HM 3 XX
QDS 280 B RAL 7021 For 9 Set PB 280		suitable for: PB 280
QDS 239 B RAL 7021 QDS 263 B-8-RAL 7021		suitable for: Type of dies PB 239 suitable for: Type of dies PB 263
QDS 239 R For 9 set PB 239		suitable for: Type of dies PB 239
QDS 239 T Wheeled support for 24 set PB 239		suitable for: PB 239
Oil-cooler Reduce heat, increase permanent tolerances.		suitable for: Production crimpers
QDS-HD For large industrial dies.		suitable for: PB 245 PB 554 PB 237
Wheelboard 2 WB 2 LxWxH (mm): 615x415x175 Weight: 3,5 kg Load Weight: 300 kg		suitable for: UMAT 2
Wheelboard 12 WB 12 LxWxH (mm): 1740x760x200 Weight: 110 kg Load Weight: 800 Kg Oil-tight		Mounting holes for the following machines: HM3xx, HM2xx, HM245 / HMC 1-30, SH/SC 6.x / SH 8.x / SH 10.x / SC 12.x HighLine Machines, EM115

Accessories and Options

Item number + Description		Usage: Machine/Accessories
OCS 10 retro Camera system – the alternative to the mirror, for a better sight line adjustment.		suitable for: HM 2XX, HM 3XX, 4XX und 6XX, HM 1200
TU-Rack 18-PB239 Workbench for miscellaneous machines includes die storage.		suitable for: Service Crimpers Type of dies PB 239
Mirror SHS & SHS Universal Allows the operator to watch the correct position of the part to be crimped behind the machine.	 SHS SHS Universal	suitable for: all crimpers SC, SH, HM 2XX, HM 3XX
LUF Light for the rear side of the machine.		suitable for: all machines
TA To position the fitting inside the head and/or to activate the crimp cycle automatically.		suitable for: all machines, except SH2 and SH7
QDC 239.5 Dies quick change-tool for easy jaw change PB 239.		suitable for: all machines with type of dies PB 239
QDS 239		
QDS 263		
QDS 263.3		suitable for: PB 263.2
265.2 Turntable		suitable for: SH 7
PS Double foot pedal		suitable for: SC 6, SC 6 S, SC 6 Ecoline, SH 10, SH 10 xl, SC 12 i (not for Ecoline-Models)
Cable DC GK 205 Length 5 m		suitable for: HM 200, SC 3, SH 6, SH 6 S (only for DC versions)
PUM 0.8/3.2-700 BAR Cordless screwdriver drive 13 mm external hex min. 25 N/m		suitable for: SH 2
UMT-V		Inverted shelf with magnetic base for ULS printers, calipers, QDC

Item number + Description	Usage: Machine/Accessories																			
<div>PTS SYSTEM</div> <div>Marking and crimping in one step according to DIN 20066, EN 853, EN 854, EN 856, EN 857.</div> <div>PTS 52: character 4,0 x 2,0 mm/ marking depth ca. 0,3 - 0,5 mm</div> <div>PTS 32: character 3,0 x 1,5 mm/ marking depth ca. 0,3 mm</div>	<div></div> <div>Number of characters</div> <div>P 200, 202, 204, 213, 261, 265 always 10 each</div> <div>P 262 /263 Ø 14 – 32 = 17 each</div> <div>P 239 Ø 14 – 24 = 12 each Ø 26 – 50 = 17 each</div> <div>P 239L or P239-xx-Øyy Ø 14 – 22 = 14 each Ø 24 – 40 = 15 each Ø 44 – 50 = 10 each</div> <div>P 232L Ø 17 – 20 = 21 each Ø 24 – 28 = 22 each Ø 32 – 44 = 24 each Ø 47 – 62 = 10 each Ø 67 – 90 = 11 each</div> <div>P 237L Ø 54 – 67 = 24 each Ø 71 – 121 = 11 each</div> <div>P 266L Ø 54 – 78 = 10 each</div> <div>P 554-xxx- Ø 57 – 103 = 24 each Ø 106 – 121 = 12 each</div>	<table><tr><th>Dies</th><th>Ø mm</th></tr><tr><td>261</td><td>14 - 47</td></tr><tr><td>263</td><td>14 - 32</td></tr><tr><td>265</td><td>54 - 71</td></tr><tr><td>266 L</td><td>54 - 78</td></tr><tr><td>239/239 L</td><td>14 - 50</td></tr><tr><td>232 L</td><td>14 - 90</td></tr><tr><td>237 L</td><td>54 - 121</td></tr><tr><td>554/246 L</td><td>on request</td></tr></table>	Dies	Ø mm	261	14 - 47	263	14 - 32	265	54 - 71	266 L	54 - 78	239/239 L	14 - 50	232 L	14 - 90	237 L	54 - 121	554/246 L	on request
Dies	Ø mm																			
261	14 - 47																			
263	14 - 32																			
265	54 - 71																			
266 L	54 - 78																			
239/239 L	14 - 50																			
232 L	14 - 90																			
237 L	54 - 121																			
554/246 L	on request																			
<div>Angle scale</div> <div>238.11 (HM 3xx) double side 239.21 (HM 220/HM 222) 2 side 255.14 (HM 225) 2 side 1280.5 (HM 230) 266.429.2 (SC 6)</div>	<div></div>	<div>suitable for: HM 220, 222, HM 225 HM 230 HM 3xx SC 6</div>																		

UMAT 2 | UMAT Mobile Working Stations



Content not included in the
scope of delivery.

UMAT 2

L x W x H (mm): 605 x 520 x 660
Weight (kg): 70
Empty weight (kg): 28
2x Storage box: LB 400 D 99150



Layout example

UMAT 4

L x W x H (mm): 800 x 1200 x 755
Weight (kg): 160
Drawers L x W x H (mm):
2 = 564 x 572 x 50
2 = 564 x 572 x 100
Load Weight Drawers (kg): 75
Load Capacity (kg): 450

Accessories
TU-QDS F SHELF
TU-QDS F 239I
TU-QDS SHELF PB280



HM 2000

Technical data	HM 2000
Crimp force (kN/Ton)	20,000/2,000
No grease: 20% less friction	✓
Control	Control IPC
Max. Crimp range (mm/inch)	530/20.8
Opening (mm/inch)	200/7.8
Opening without dies (mm/inch)	850
Master dies length (mm/inch)	300/11.8
Tool L x W x H (mm)	ca. 2,400 x 1,300 x 3,700
Power Unit L x W x H (mm)	ca. 2,000 x 1,000 x 1,300
Weight Tool (kg)	ca. 16,000